

## COMMUNITY HOMELESSNESS REPORT SUMMARY

Simcoe (Barrie)

2023-2024

The Community Homelessness Report (CHR) is an annual Reaching Home reporting deliverable that supports communities to prevent and reduce homelessness using a more coordinated, systems-based and data-driven response. The CHR was designed to support local discussions and decision making, using all of the information about homelessness currently available at the community level. Communities are encouraged to use their CHR data to develop clear plans of action that help them to reach their homelessness reduction targets and to leverage the collective efforts of service providers working across the community, regardless of how they are funded.

**This is a summary of the CHR for the 2023-24 reporting cycle.** It shows the community's self-assessment of Reaching Home implementation, which includes the following key components:

- meaningful collaboration between Indigenous and non-Indigenous partners (see Section 1);
- community-level governance, coordinated service delivery (Coordinated Access) and use of a Homelessness Management Information System or HMIS (see Section 2); and,
- an Outcomes-Based Approach (tracking community-level outcomes and progress against targets using person-specific data; see Section 3).

If the community was able to report on outcomes and targets, this CHR Summary also includes results for each of the five core outcomes of Reaching Home (see Section 4).

## Section 1. Community Context – Collaboration between Indigenous and Non-Indigenous Partners

a) Specific to Coordinated Access, the HMIS and the Outcomes-Based Approach, has there been ongoing, meaningful collaboration between the DC CE and local Indigenous organizations, including those that sit on your CAB, over the reporting period?

→ Coordinated Access:	Yes
→ HMIS:	Yes
→ Outcomes-Based Approach:	Yes

Describe this collaboration in more detail.

Simcoe (Barrie) continues to have ongoing and meaningful collaboration between the Community Entity and local Indigenous organizations, specifically Barrie and Area Native Advisory Circle (BANAC), Biminaawzogin Regional Aboriginal Women's Circle (BRAWC), Barrie Native Friendship Centre, Georgian Bay Metis Association, Georgian Bay Native Women's Association, Georgian Bay Native Friendship Centre, Orillia Native Women's Group, Rama First Nation, and SUN Housing.

Several governance committees, including the Simcoe County Alliance to End Homelessness (SCATEH), Community Advisory Board (CAB), and CA Leadership Group are comprised of Indigenous organization representation. All these committees meet monthly where system improvements and outcomes are discussed and influenced, where all perspectives are respected and used to inform decisions. As an example, Indigenous identification as it is collected in HIFIS was discussed and determined that additional information needed to be shared with service providers and their users. The Community Entity worked in partnership with BRAWC to create an educational e-mail outlining the differences between each Indigenous identification to support broad community understanding and educated selection in HIFIS.

The results of the report of the Indigenous CA consultation, that took place in 2022, continues to support and inform the implementation of the CA. The CA continues to deliver a strengthened and coordinated network of community services that adopt a culturally sensitive approach to preventing and ending homelessness. As per the CA Memorandum of Understanding, Section H, our local prioritization criteria reflect the Reaching Home priority population of Indigenous Persons and that Indigenous nations have access and ownership to First Nations, Metis, and Inuit specific demographic data. The demographic data is provided to BRAWC on a yearly basis. As part of the recent prioritization consultations, Indigenous Persons continue to be a priority. Resources and supports will be proportionally dedicated to Indigenous Persons to ensure equitable access. Both BANAC and BRAWC representatives participated in the consultation sessions. The Affordable Housing Advisory Committee, a sub-committee of the Simcoe County Council, has a delegated seat for an Indigenous representation which will be filled

by a staff member from BRAWC.

Indigenous organizations were invited in June 2023 to meet with the CE, as an opportunity to meet and engage in dialogue related to new funding opportunities with Indigenous partners. Indigenous organizations were invited to submit proposals for additional funding to address any gaps in services for Indigenous homelessness people in Simcoe County. BRAWC, BANAC, and Georgian Bay Native Women's Association developed a multi-organization collaboration project. Naadamaadiwag-Helping Each Other provides staffing to be the first point of contact for Indigenous people experiencing homelessness and provides direct community outreach and support services. This includes referrals to services and supports, community outreach and food security programs, basic needs, wellness checks, pre-discharge planning from provincial institutions, as well as, coordinating case management and referrals for people on By-Name List and maintaining data entry. The project has supported an Indigenous access point. Naadamaadiwag-Helping Each Other, also developed and implemented an Indigenous Housing Collation. The Collation adopts a proactive approach to addressing homelessness for Indigenous people, they meet monthly to review best practices, education, awareness, advocacy, and collection of data. This consultation and engagement created five new staffing positions that focus on outreach and HIFIS data inputting across Simcoe County. Simcoe (Barrie) began the process of updating the Reaching Home Community Homelessness Plan in the fall of 2023. This included a community consultation facilitated by Built-for-Zero Canada at the Georgian Bay Native Friendship Centre. Staff from the Georgian Bay Native Friendship centre attended the session, in addition to a representative of the Indigenous Homelessness Community Entity. The Community Entity meets periodically with staff from the Georgian Bay Native Friendship Centre to discuss Reaching Home programs and cross collaboration. Over the past year, Indigenous outreach services were developed and launched, and Indigenous Housing First case management resources were increased. Our community continues to strive to authentically engage with Indigenous organizations to ensure equitable input to system planning and initiatives. Moving forward, the Community Entity will be exploring ways to enhance Indigenous membership of the CAB that provides equitable and more meaningful representation.

<p>a) Specific to the completion of this Community Homelessness Report (CHR), did ongoing, meaningful collaboration take place with the local Indigenous organizations, including those that sit on your CAB?</p>	<p>Yes</p>
<p>Describe this collaboration in more detail.</p>	
<p>The Community Homelessness Report (CHR) template was distributed to the Community Advisory Board (CAB), including Indigenous organizations representation, as part of the early stages of report development. At the April, CAB meeting, the CHR was discussed at high level, and it was indicated that a feedback collection meeting would be scheduled by the CAB Chair and Secretary. This meeting was facilitated and CE representation incorporated initial feedback. The draft CHR was distributed to CAB and reviewed in detail at the May meeting, Indigenous representation attended this discussion and provided follow-up feedback. All CAB members, including Indigenous organizations, received the draft CHR to review and provide input in all sections of the CHR. This helped inform the final version, which was distributed to all CAB members.</p>	
<p></p>	
<p></p>	
<p></p>	
<p></p>	
<p></p>	

## Section 2. Coordinated Access and Homelessness Management Information System (HMIS) Self-Assessment

### Section 2 Summary Tables

The table below provides a summary of the work your community has done so far to meet the Reaching Home minimum requirements for Coordinated Access and an HMIS under the 2019-2024 Reaching Home funding cycle.

	Completed	Started	Not Yet Started
<b>Number of minimum requirements</b>	18	0	0

The table below shows the percentage of minimum requirements completed for each core Coordinated Access component.

<b>Governance and Partnerships</b>	<b>HMIS</b>	<b>Access Points to Service</b>	<b>Triage and Assessment</b>	<b>Resource Inventory</b>	<b>Vacancy Matching and Referral with Prioritization</b>
100%	100%	100%	100%	100%	100%

## Section 2 Summary Comment

Highlight efforts and/or issues related to the work your community has done over the last year related to the Reaching Home minimum requirements for Coordinated Access and an HMIS.

Simcoe (Barrie) community continues to maintain and enhance the CA and HIFIS systems, including:

- Ongoing CA Working Group and Leadership Group initiatives to improve CA,
- Monitoring and evaluation of CA indicators related to BNL and prioritization,
- Increased prioritization capacity to ensure timely lists for identified resources and supports,
- Two prioritization consultations facilitated to generate a new prioritization matrix to ensure an accurate reflection of prioritization needs for the community, new matrix to be rolled out in 2024-2025 fiscal year,
- Engagement with Access Points to discuss barriers, strengths, and areas for improvement,
- On-site HIFIS training at various locations across the community, including housing resource centres, emergency shelters, and transitional housing programs,
- Presenting to various sectors and departments about CA, including Ontario Works, Social Housing, and mental health,
- Maintaining a data quality schedule, facilitated daily to ensure data is not duplicated and accurate,
- Onboarding of a Business Intelligence and System Planning department to support research and data, including the operations of HIFIS, and
- Successfully transitioning the BNL into HIFIS and re-gaining quality status.

Moving into the next fiscal, it is imperative that we continue to inform all front-line staff, including new staff, in their role and responsibility of CA and HIFIS. This information will be documented in communication material to be shared with organizations to post. The Community Entity and CA Lead continue to be available to offer support and on-site training to the community. The Community Entity is working to develop an online learning management system to support HIFIS and CA training, to ensure barriers to training are reduced and opportunities are increased. Additional community partnerships continue to be developed, including the onboarding of libraries that support people experiencing or at-risk of experiencing homelessness.

People with lived experience of homelessness are included within the CA governance model, although this position can be challenging to fill and maintain. Our governance model is made up of a Working Group and Leadership Group that supports the development and implementation of the CA. These groups have engaging conversations to ensure the system continues to support and serve our community needs.

## Section 3. Outcomes-Based Approach Self-Assessment

### Section 3 Summary Table

The tables below provide a summary of the work your community has done so far to transition to an Outcomes-Based Approach under the 2019-2024 Reaching Home funding cycle.

Step 1: Maintain person-specific data	Step 2: Maintain real-time data	Step 3: Maintain comprehensive data
Yes	Yes	Yes

#### Step 4: Can report monthly outcomes and set targets using data (reporting monthly data in Section 4 is mandatory for 2023-24 CHRs)

Dataset was in place as of January 1, 2024 (or earlier)	Can generate monthly data	Has set targets	Has an Outcomes-Based Approach in place
Yes	Outcome 1: Yes	Outcome 1: Yes	Yes
	Outcome 2: Yes	Outcome 2: Yes	
	Outcome 3: Yes	Outcome 3: Yes	
	Outcome 4: Yes	Outcome 4: Yes	
	Outcome 5: Yes	Outcome 5: Yes	

#### Step 4: Can report annual outcomes and set targets using data (reporting annual data in Section 4 is mandatory once annual data can be generated)

Dataset was in place as of April 1, 2023 (or earlier)	Can generate annual data	Has set targets	Has an Outcomes-Based Approach in place
Yes	Outcome 1: Yes	Outcome 1: Yes	Yes
	Outcome 2: Yes	Outcome 2: Yes	
	Outcome 3: Yes	Outcome 3: Yes	
	Outcome 4: Yes	Outcome 4: Yes	
	Outcome 5: Yes	Outcome 5: Yes	

## Summary Comment

Highlight efforts and/or issues related to your community's work to implement, maintain or improve the Outcomes-Based Approach under Reaching Home.

The Community Entity will continue to work towards implementing, maintaining, and improving the Outcomes-Based Approach under Reaching Home by setting monthly targets in 2024-2025. In addition, Simcoe (Barrie) will actively participate in the Reaching Home Homelessness Indicators Project and will submit monthly Community Homelessness Report data to Infrastructure Canada. Generating this report monthly will ensure the Community Entity reviews the five outcomes and monitors data trends by outcome.

The Community Entity continues to facilitate the daily, weekly, and monthly data quality schedule to improve data completeness. In the next year, the Community Entity will be leading several projects to improve its community homelessness data. These projects include:

- Missing VI-SPDAT assessments, identifying individuals and families actively experiencing homelessness who are missing an assessment and service providers supporting the assessment completion,
- Housing History documentation, sharing and increasing "housing history" monitoring and facilitating training opportunities to users, and
- Monitoring HIFIS usage based on program specific indicators and outcomes.

The development and onboard of the Business Intelligence and System Planning department provides additional capacity and resources to HIFIS operationalization and will support the increase of written processes and policies, training and support, and community engagement.

In the past year, the Community Entity worked in partnership with an Indigenous organization to share Indigenous identification definitions with the community to support users in selecting appropriate and accurate Indigenous identity in HIFIS. These definitions were shared broadly with HIFIS users. Indigenous outreach programs are actively updating information in HIFIS to ensure it is accurately reflecting the participant's Indigenous identity.

The Community Entity is striving to create a HIFIS Learning Management System for the community's service providers and users. This Learning Management System will assign training modules, monitor training completion, and be available to users 24/7. This will continue to improve HIFIS person-specific data, resulting in a more accurate and comprehensive database.

### Additional information - Timely data

Once new information is available about a person, on average, how long does it take for changes to be updated in the database for the following:

→ Interaction with the system (e.g., changes from “active” to “inactive”)?	Within 24 hours
→ Housing history (e.g., changes from “homeless” to “housed”)?	Within 24 hours
→ Data that is relevant and necessary for Coordinated Access (e.g., data used to determine who is eligible and can be prioritized for a vacancy)?	Within 24 hours

### Additional information - Data collection and entry processes

Describe the process(es) used by service providers to collect and enter data about people currently experiencing homelessness into the database.

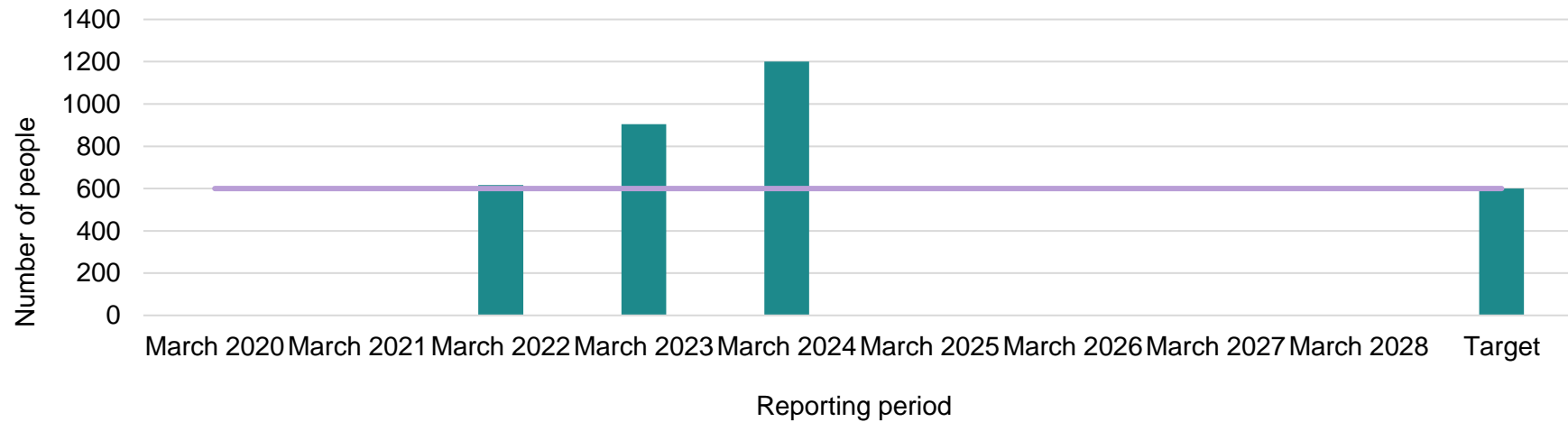
Service providers are to enter data about people currently experiencing homelessness into HIFIS within a 24-hour period to ensure current information is available at any given time. Service providers' internal processes on entering information into HIFIS vary, some service providers enter the data as it is obtained from the client and some document and update HIFIS later. The Community Entity strongly encourages that service providers provide staff dedicated administrative time to complete data documentation.

## Section 4. Community-Level Outcomes and Targets – Monthly

### Outcome #1: Fewer people experience homelessness (homelessness is reduced overall)

	March 2020	March 2021	March 2022	March 2023	March 2024	March 2025	March 2026	March 2027	March 2028	Target
People who experienced homelessness for at least one day (that month)			617	905	1200					600

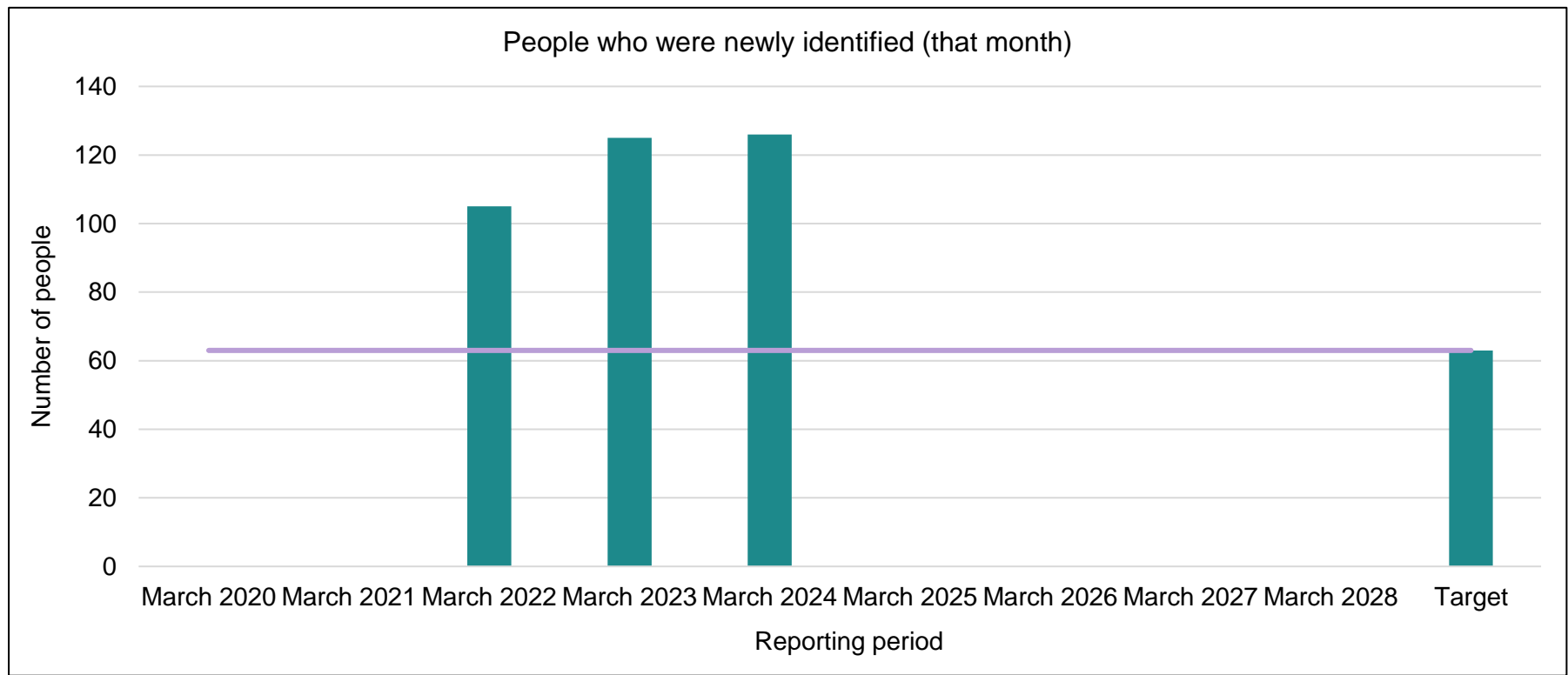
People who experienced homelessness for at least one day (that month)



<b>O#1(M)</b> What is your baseline year?	March 2024
<b>Overall homelessness will decrease by 50% between March 2024 and March 2028.</b>	
How was this Outcome generated?	HIFIS Reaching Home Community Outcomes report
Has the data you reported for this Outcome from March 2020 to March 2023 changed from your previous CHR?	Yes, some of the data has changed
Has the target you set changed from your previous CHR?	Not applicable – A target was not set for this Outcome in the previous CHR
Was “N/A” was used for one or more data points?	No, N/A was not used for one or more data point
Please use the following comment box to provide context on your data.	
March 2022 and 2023 data has changed and is slightly increased. This is a result of the full transition of the BNL in HIFIS, likely creating a more accurate and reflective database of those experiencing homelessness within our community. The database is informed by more organizations and users, supporting the insurance of comprehensive data. Since re-establishing QBNL in December 2023, we are using March 2024 data to set our monthly target.	

**Outcome #2: Fewer people were newly identified (new inflows to homelessness are reduced)**

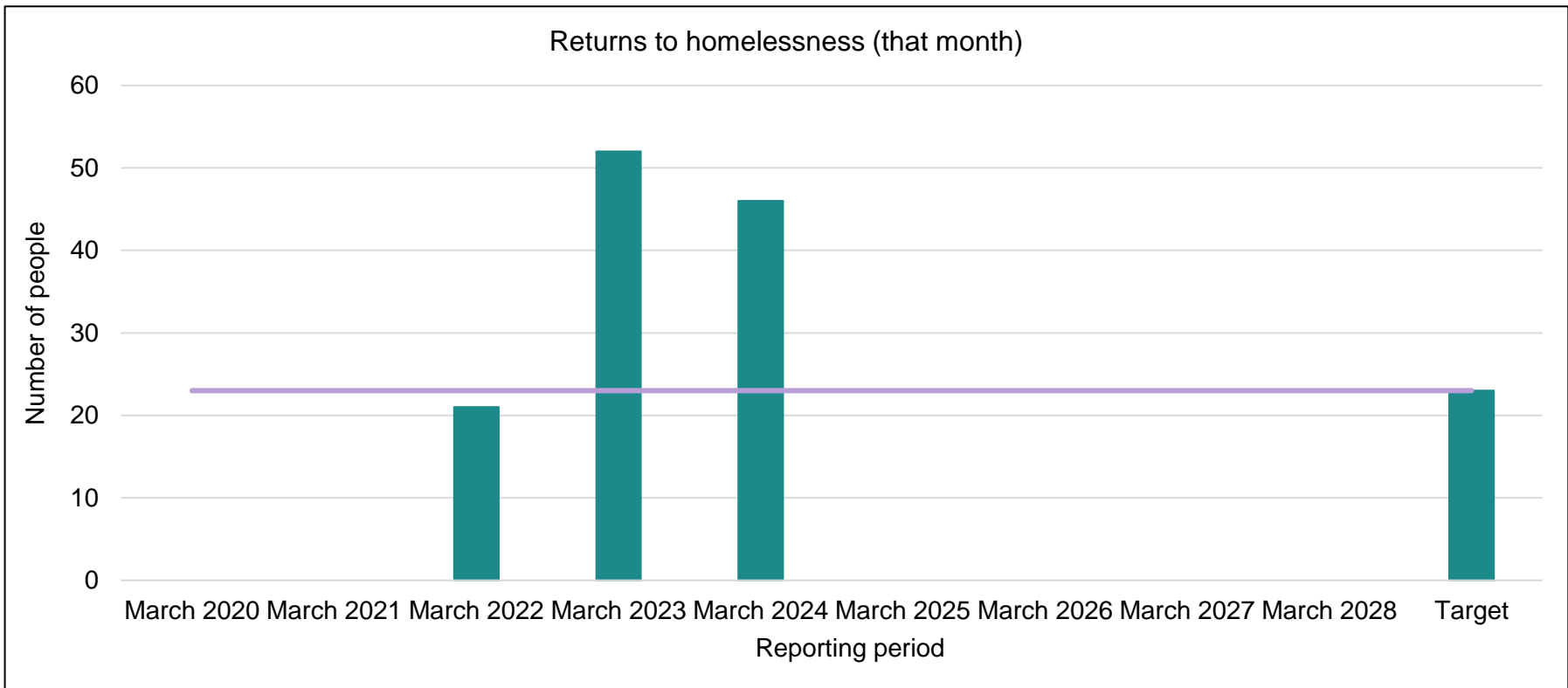
	March 2020	March 2021	March 2022	March 2023	March 2024	March 2025	March 2026	March 2027	March 2028	Target
People who were newly identified (that month)			105	125	126					63



<b>O#2(M)</b> What is your baseline year?	March 2024
<b>New inflows to homelessness will decrease by 50% between March 2024 and March 2028.</b>	
How was this Outcome generated?	HIFIS Reaching Home Community Outcomes report
Has the data you reported for this Outcome from March 2020 to March 2023 changed from your previous CHR?	Yes, some of the data has changed
Has the target you set changed from your previous CHR?	Not applicable – A target was not set for this Outcome in the previous CHR
Was “N/A” was used for one or more data points?	No, N/A was not used for one or more data point
Please use the following comment box to provide context on your data.	
March 2022 and 2023 data has changed and is slightly increased. This is a result of the full transition of the BNL in HIFIS, likely creating a more accurate and reflective database of those experiencing homelessness within our community. The database is informed by more organizations and users, supporting the insurance of comprehensive data. Since re-establishing QBNL in December 2023, we are using March 2024 data to set our monthly target.	

**Outcome #3: Fewer people return to homelessness (returns to homelessness are reduced)**

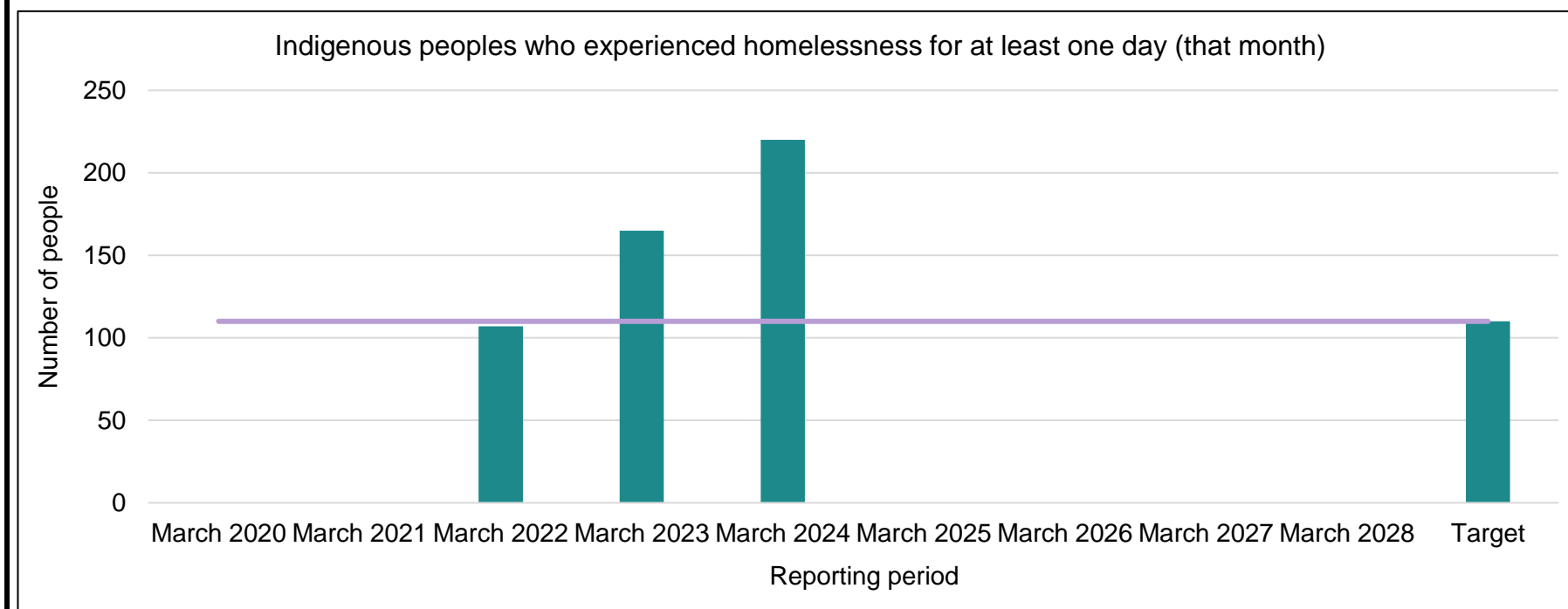
	March 2020	March 2021	March 2022	March 2023	March 2024	March 2025	March 2026	March 2027	March 2028	Target
Returns to homelessness (that month)			21	52	46					23



<b>O#3(M)</b> What is your baseline year?	March 2024
<b>Returns to homelessness will decrease by 50% between March 2024 and March 2028.</b>	
How was this Outcome generated?	HIFIS Reaching Home Community Outcomes report
Has the data you reported for this Outcome from March 2020 to March 2023 changed from your previous CHR?	Yes, some of the data has changed
Has the target you set changed from your previous CHR?	Not applicable – A target was not set for this Outcome in the previous CHR
Was “N/A” was used for one or more data points?	No, N/A was not used for one or more data point
Please use the following comment box to provide context on your data.	
March 2022 and 2023 data has changed and is slightly increased. This is a result of the full transition of the BNL in HIFIS, likely creating a more accurate and reflective database of those experiencing homelessness within our community. The database is informed by more organizations and users, supporting the insurance of comprehensive data. Since re-establishing QBNL in December 2023, we are using March 2024 data to set our monthly target.	

**Outcome #4: Fewer Indigenous peoples experience homelessness (Indigenous homelessness is reduced)**

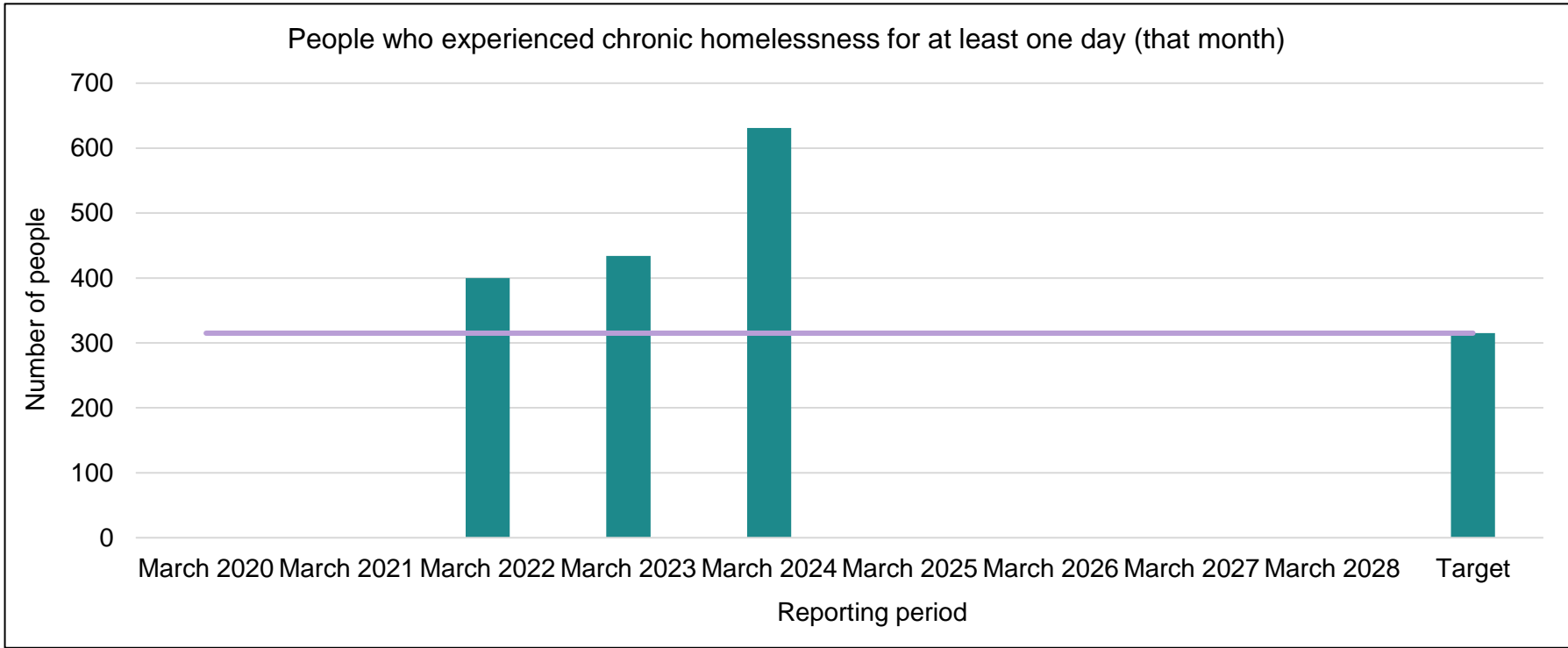
	March 2020	March 2021	March 2022	March 2023	March 2024	March 2025	March 2026	March 2027	March 2028	Target
Indigenous peoples who experienced homelessness for at least one day (that month)			107	165	220					110



<b>O#4(M)</b> What is your baseline year?	March 2024
<b>Indigenous homelessness will decrease by 50% between March 2024 and March 2028.</b>	
How was this Outcome generated?	HIFIS Reaching Home Community Outcomes report
Has the data you reported for this Outcome from March 2020 to March 2023 changed from your previous CHR?	Yes, some of the data has changed
Has the target you set changed from your previous CHR?	Not applicable – A target was not set for this Outcome in the previous CHR
Was “N/A” was used for one or more data points?	No, N/A was not used for one or more data point
Were Indigenous partners engaged in the process of setting the baseline, setting the target, reporting on the outcome and/or interpreting the results?	No
Please use the following comment box to provide context on your data.	
March 2022 and 2023 data has changed and is slightly increased. This is a result of the full transition of the BNL in HIFIS, likely creating a more accurate and reflective database of those experiencing homelessness within our community. The database is informed by more organizations and users, supporting the insurance of comprehensive data. Since re-establishing QBNL in December 2023, we are using March 2024 data to set our monthly target.	

**Outcome #5: Fewer people experience chronic homelessness (chronic homelessness is reduced)**

	March 2020	March 2021	March 2022	March 2023	March 2024	March 2025	March 2026	March 2027	March 2028	Target
People who experienced chronic homelessness for at least one day (that month)			400	434	631					315

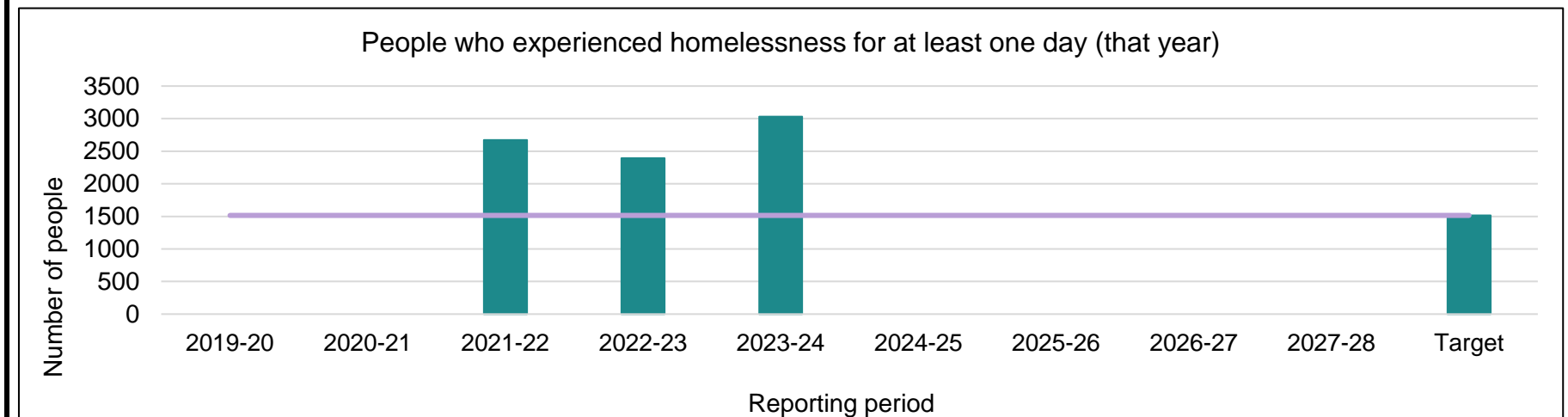


<b>O#5(M)</b> What is your baseline year?	March 2024
<b>Chronic homelessness will decrease by 50% between March 2024 and March 2028.</b>	
How was this Outcome generated?	HIFIS Reaching Home Community Outcomes report
Has the data you reported for this Outcome from March 2020 to March 2023 changed from your previous CHR?	No, none of the data has changed
Has the target you set changed from your previous CHR?	Not applicable – A target was not set for this Outcome in the previous CHR
Was “N/A” was used for one or more data points?	No, N/A was not used for one or more data point
Please use the following comment box to provide context on your data.	
Previous CHR data was used to inform this outcome, to our knowledge, it is the most accurate information of 2022 and 2023. Since re-establishing QBNL in December 2023, we are using March 2024 data to set our monthly target.	

## Section 4. Community-Level Outcomes and Targets – Annual

### Outcome #1: Fewer people experience homelessness (homelessness is reduced overall)

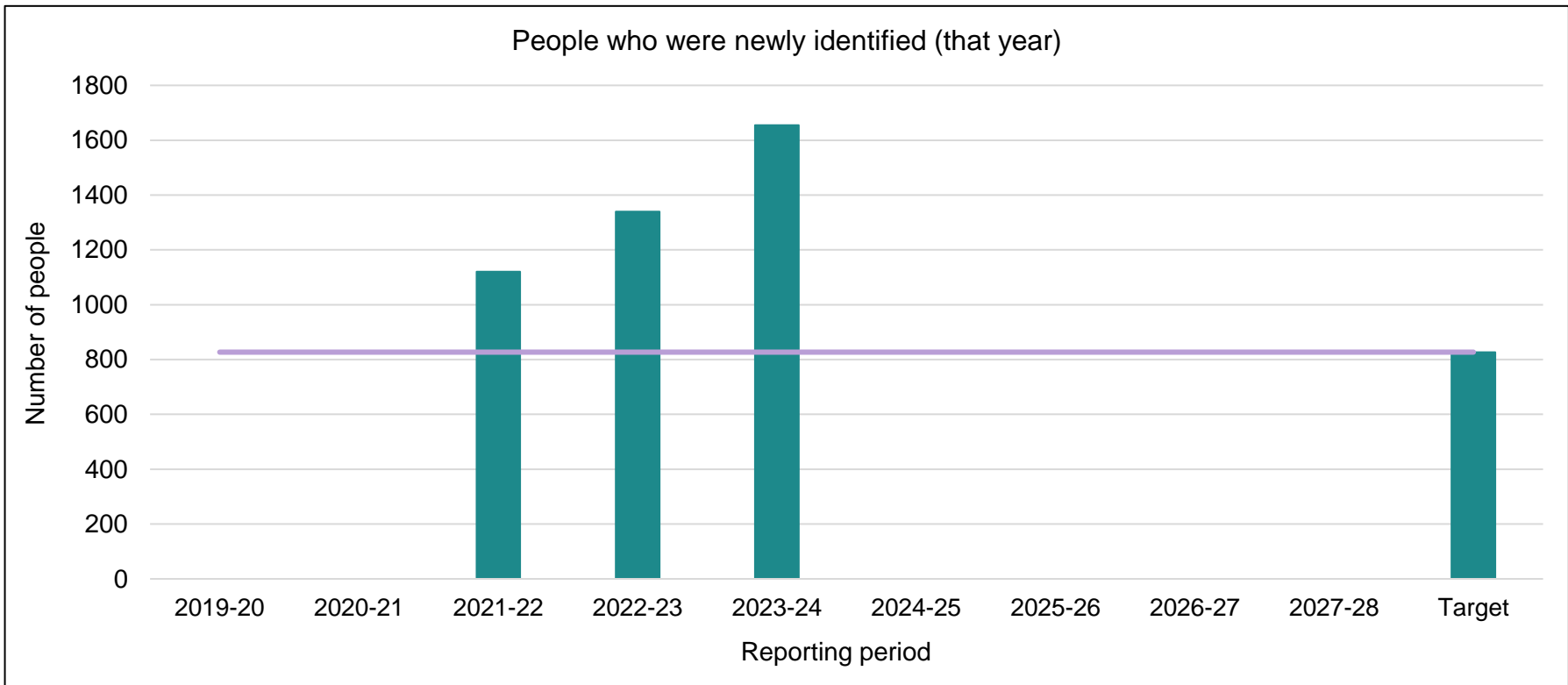
	2019-20	2020-21	2021-22	2022-23	2023-24	2024-25	2025-26	2026-27	2027-28	Target
People who experienced homelessness for at least one day (that year)			2671	2395	3031					1515



<b>O#1(A)</b> What is your baseline year?	2023-24
<b>Overall homelessness will decrease by 50% between 2023-24 and 2027-28.</b>	
How was this Outcome generated?	HIFIS Reaching Home Community Outcomes report
Has the data you reported for this Outcome from 2019-20 to 2022-23 changed from your previous CHR?	Yes, some of the data has changed
Has the target you set changed from your previous CHR?	Not applicable – A target was not set for this Outcome in the previous CHR
Was “N/A” was used for one or more data points?	No, N/A was not used for one or more data point
Please use the following comment box to provide context on your data.	
Annual 2021-2022 and 2022-2023 data has changed and is slightly increased. This is a result of the full transition of the BNL in HIFIS, likely creating a more accurate and reflective database of those experiencing homelessness within our community. The database is informed by more organizations and users, supporting the insurance of comprehensive data. Since re-establishing QBNL in December 2023, we are using 2023-2024 data to set our annual target.	

**Outcome #2: Fewer people were newly identified (new inflows to homelessness are reduced)**

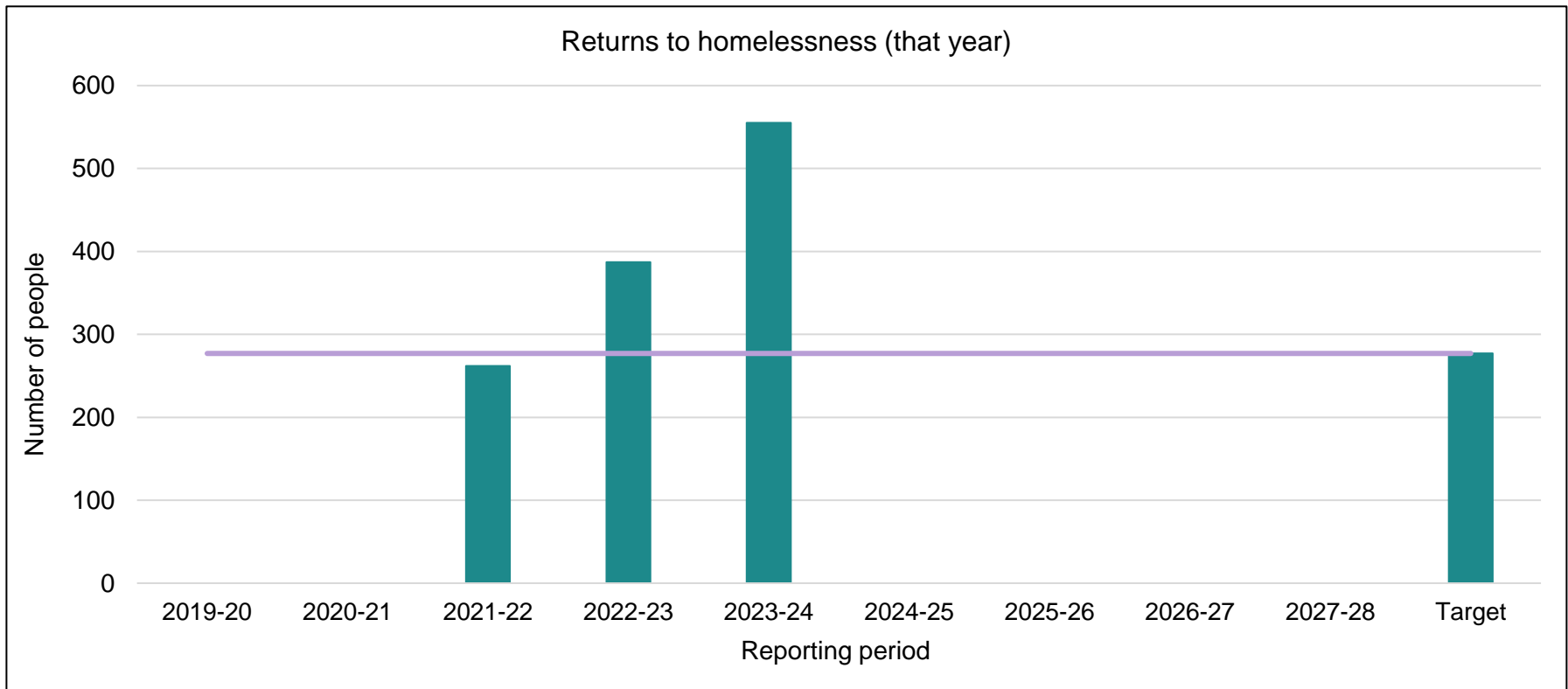
	2019-20	2020-21	2021-22	2022-23	2023-24	2024-25	2025-26	2026-27	2027-28	Target
People who were newly identified (that year)			1121	1340	1655					827



<b>O#2(A)</b> What is your baseline year?	2023-24
<b>New inflows to homelessness will decrease by 50% between 2023-24 and 2027-28.</b>	
How was this Outcome generated?	HIFIS Reaching Home Community Outcomes report
Has the data you reported for this Outcome from 2019-20 to 2022-23 changed from your previous CHR?	Yes, some of the data has changed
Has the target you set changed from your previous CHR?	Not applicable – A target was not set for this Outcome in the previous CHR
Was “N/A” was used for one or more data points?	No, N/A was not used for one or more data point
Please use the following comment box to provide context on your data.	
Annual 2021-2022 and 2022-2023 data has changed and is slightly increased. This is a result of the full transition of the BNL in HIFIS, likely creating a more accurate and reflective database of those experiencing homelessness within our community. The database is informed by more organizations and users, supporting the insurance of comprehensive data. Since re-establishing QBNL in December 2023, we are using 2023-2024 data to set our annual target.	

**Outcome #3: Fewer people return to homelessness (returns to homelessness are reduced)**

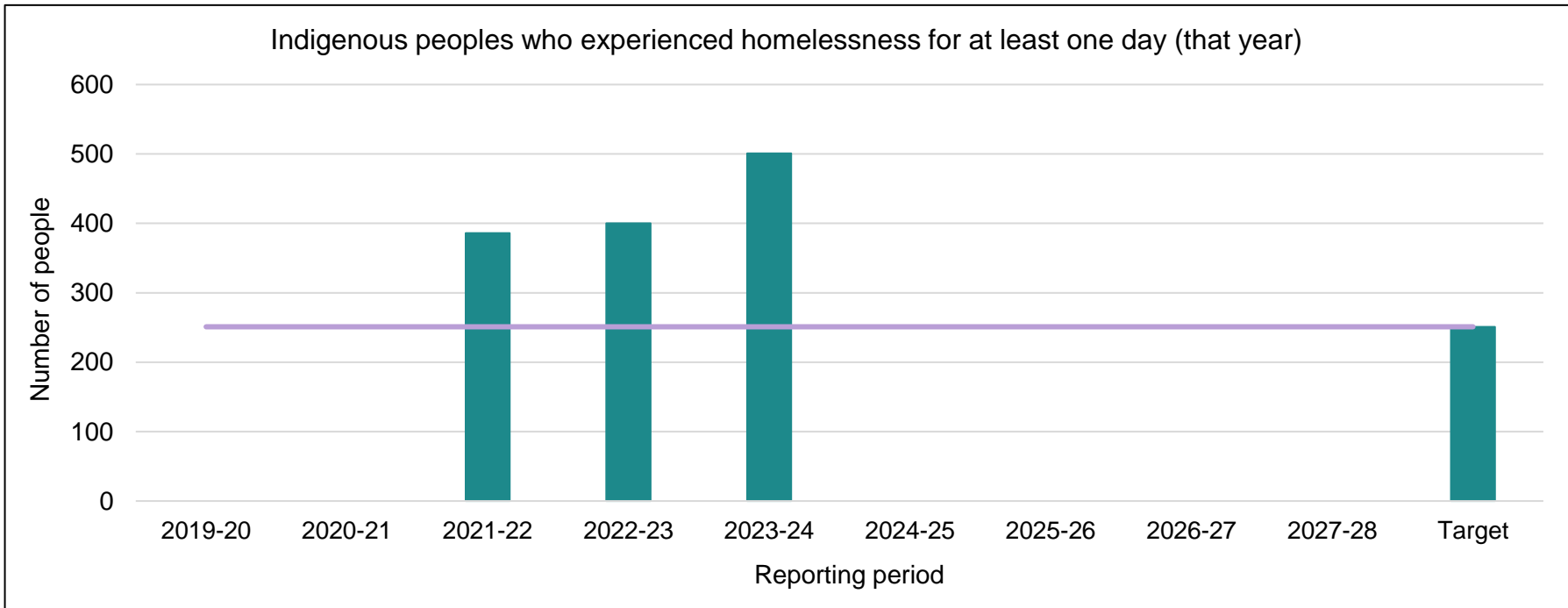
	2019-20	2020-21	2021-22	2022-23	2023-24	2024-25	2025-26	2026-27	2027-28	Target
Returns to homelessness (that year)			262	387	555					277



<b>O#3(A)</b> What is your baseline year?	2023-24
<b>Returns to homelessness will decrease by 50% between 2023-24 and 2027-28.</b>	
How was this Outcome generated?	HIFIS Reaching Home Community Outcomes report
Has the data you reported for this Outcome from 2019-20 to 2022-23 changed from your previous CHR?	Yes, some of the data has changed
Has the target you set changed from your previous CHR?	Not applicable – A target was not set for this Outcome in the previous CHR
Was “N/A” was used for one or more data points?	No, N/A was not used for one or more data point
Please use the following comment box to provide context on your data.	
Annual 2021-2022 and 2022-2023 data has changed and is slightly increased. This is a result of the full transition of the BNL in HIFIS, likely creating a more accurate and reflective database of those experiencing homelessness within our community. The database is informed by more organizations and users, supporting the insurance of comprehensive data. Since re-establishing QBNL in December 2023, we are using 2023-2024 data to set our annual target.	

**Outcome #4: Fewer Indigenous peoples experience homelessness (Indigenous homelessness is reduced)**

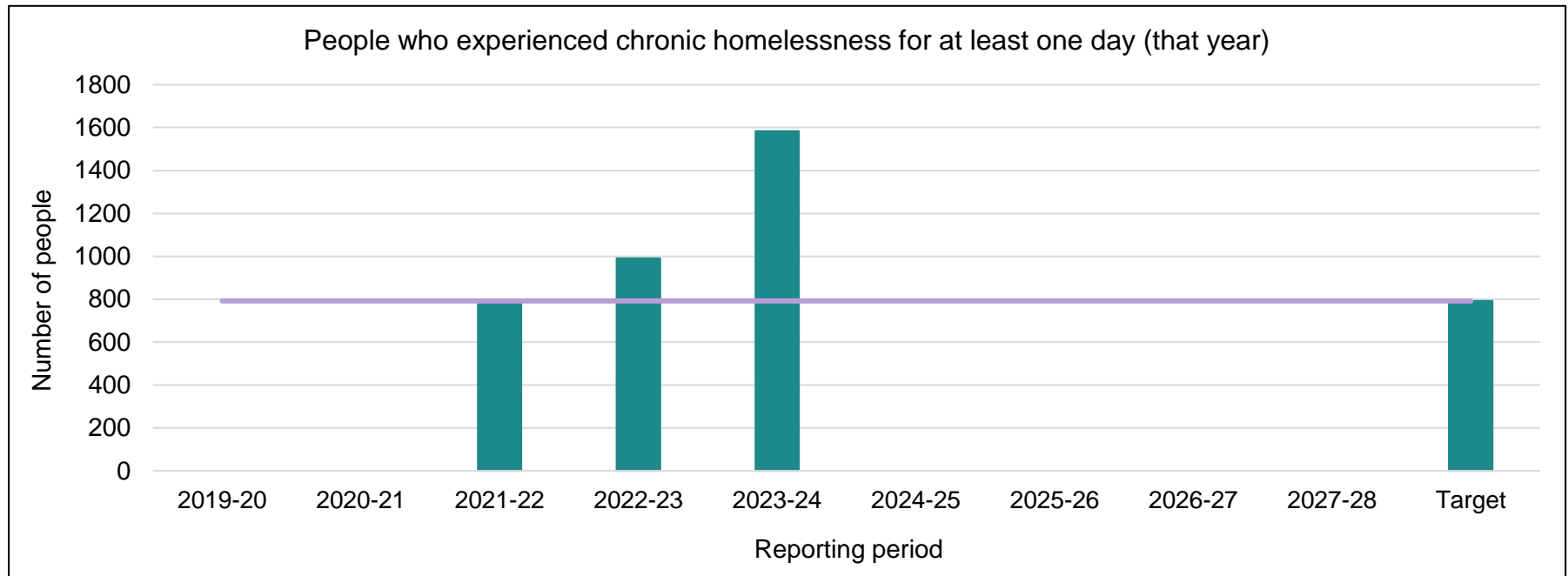
	2019-20	2020-21	2021-22	2022-23	2023-24	2024-25	2025-26	2026-27	2027-28	Target
Indigenous peoples who experienced homelessness for at least one day (that year)			386	400	501					251



<b>O#4(A)</b> What is your baseline year?	2023-24
<b>Indigenous homelessness will decrease by 50% between 2023-24 and 2027-28.</b>	
How was this Outcome generated?	HIFIS Reaching Home Community Outcomes report
Has the data you reported for this Outcome from 2019-20 to 2022-23 changed from your previous CHR?	Yes, some of the data has changed
Has the target you set changed from your previous CHR?	Not applicable – A target was not set for this Outcome in the previous CHR
Was “N/A” was used for one or more data points?	No, N/A was not used for one or more data point
Were Indigenous partners engaged in the process of setting the baseline, setting the target, reporting on the outcome and/or interpreting the results?	No
Please use the following comment box to provide context on your data.	
Annual 2021-2022 and 2022-2023 data has changed and is slightly increased. This is a result of the full transition of the BNL in HIFIS, likely creating a more accurate and reflective database of those experiencing homelessness within our community. The database is informed by more organizations and users, supporting the insurance of comprehensive data. Since re-establishing QBNL in December 2023, we are using 2023-2024 data to set our annual target.	

**Outcome #5: Fewer people experience chronic homelessness (chronic homelessness is reduced)**

	2019-20	2020-21	2021-22	2022-23	2023-24	2024-25	2025-26	2026-27	2027-28	Target
People who experienced chronic homelessness for at least one day (that year)			780	991	1584					792



<b>O#5(A)</b> What is your baseline year?	2023-24
<b>Chronic homelessness will decrease by 50% between 2023-24 and 2027-28.</b>	
How was this Outcome generated?	HIFIS Reaching Home Community Outcomes report
Has the data you reported for this Outcome from 2019-20 to 2022-23 changed from your previous CHR?	No, none of the data has changed
Has the target you set changed from your previous CHR?	Not applicable – A target was not set for this Outcome in the previous CHR
Was “N/A” was used for one or more data points?	No, N/A was not used for one or more data point
Please use the following comment box to provide context on your data.	
Previous CHR data was used to inform this outcome, to our knowledge, it is the most accurate information of 2022 and 2023. Data within HIFIS is more accurate and comprehensive and informed by several service providers and users, it is anticipated that after transitioning the BNL into HIFIS there would be an increase in the community	