

# 2018 Simcoe County Homeless Enumeration Report.



NOVEMBER 2018

# Acknowledgements



## **Enumeration Project:**

The Simcoe County Homeless Enumeration was led by the **County of Simcoe** in partnership with the **Simcoe County Alliance to End Homelessness**

**Project Staff:** Olivia Forrest, Project Manager & Toni Crowe, Project Coordinator

## **Regional Planning Team Leads:**

**Barrie Lead:** Sara Peddle

**North Simcoe Lead:** Sonia Ladouceur

**Orillia and Area Lead:** Joyce Ward

**South Georgian Bay Lead:** Laurie Straughan

**South Simcoe Lead:** Jenn Fleury

Project funding in part by the Government of Canada's Homelessness Partnering Strategy.



Homeless enumeration was funded under the Community Homelessness Prevention Initiative (CHPI). The CHPI has received funding support from the Ontario Ministry of Municipal Affairs and Housing.

# Acknowledgements



Simcoe County's first combined Homeless Point-in-Time Count and Registry Week would not have been possible without the support of many dedicated community members. Most importantly, we would like to thank the **488** people experiencing homelessness in Simcoe County who participated in the enumeration – the information you shared about your experience informs planning and work to end homelessness across Simcoe County, Ontario and Canada.

Also, many thanks to the **214** community and agency volunteers, including **137** local agencies' staff and **77** community volunteers who generously offered their time and expertise in conducting the enumeration.

## Partners

Canadian Alliance to End Homelessness, 20,000 Homes Campaign  
County of Simcoe  
Georgian Bay Native Friendship Centre  
Simcoe County Alliance to End Homelessness  
United Way Simcoe Muskoka

## Funders

Government of Canada's Homeless Partnering Strategy  
Ontario Ministry of Municipal Affairs and Housing  
The County of Simcoe

## Regional Enumeration Advisory Committee Organizations

Barrie Native Friendship Centre  
Canadian Mental Health Association  
CONTACT Community Services  
County of Simcoe  
Elizabeth Fry Society  
Georgian Bay Native Friendship Centre  
Gilbert Centre  
Krasman Centre  
Salvation Army  
Shelter Now  
Simcoe Community Services  
Simcoe County Alliance to End Homelessness  
David Busby Centre  
United Way Simcoe Muskoka

## Sponsors

Community Connection, Collingwood  
First Christian Reformed Church, Orillia  
Food Basics, Midland  
Johnny's Pizza, Alliston  
Krasman Centre, Alliston  
Metro, Orillia  
No Frills, Barrie & Midland  
Orillia Community Church, Orillia  
Out of the Cold, Alliston  
Rocco's Bakery, Alliston  
Shelter Now, Midland  
St. Andrew's Presbyterian Church, Barrie  
Superstore, Midland



## **Combined Point-in-Time (PiT) Count and Registry Week.**

**April 24-26, 2018**

# How many?



# 697

people were counted experiencing homelessness.

# Rate of homelessness.

**14**  
per 10,000



# Survey Findings.

# Demo graphics.



**61%**  
male



**39%**  
female





# Demo graphics.



## Participants and Other Household Members by Age Group

	Surveyed	Dependents	Total
• 0-15	*	*	123 (19%)
• 16-17	**	**	14 (2%)
• 18-24	79 (16%)	5 (4%)	84 (13%)
• 25-44	233 (48%)	6 (4%)	239 (38%)
• 45-64	151 (31%)	0 (0%)	151 (24%)
• 65+	16 (3%)	0 (0%)	16 (3%)

\* Between 0 and 5; data were suppressed for confidentiality because the number of surveyed participants was under 5

\*\* Between 5 and 10; data were suppressed to ensure confidentiality

# Demo graphics.



**8%**  
**LGBTQ+**



# By City/ Town.

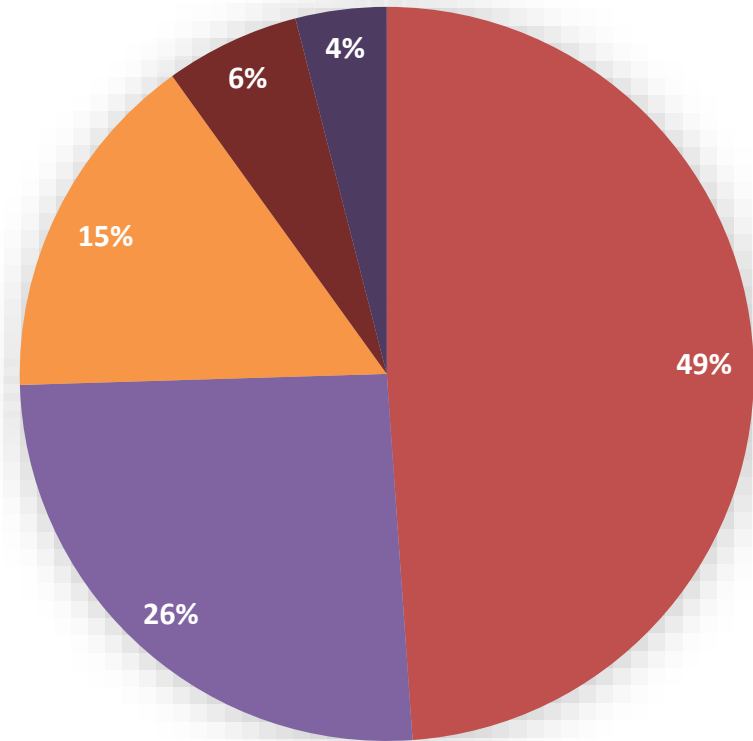


- 305** Barrie
- 138** Midland
- 97** Orillia
- 24** Collingwood
- 24** Alliston
- 17** Penetanguishene
- 12** Other in Simcoe County
- 9** Wasaga Beach

# By Region.



## By Region



- Barrie
- North Simcoe
- Orillia and area
- South Georgian Bay
- South Simcoe

# Location Type.



Provisionally Accommodated	315	45%
Emergency Sheltered	292	42%
Unsheltered	82	12%
Unknown	8	1%

# Top 4 reasons for homelessness.



Addiction/Substance use

**21%**



Inability to pay rent/ mortgage

**20%**



Conflict with spouse/ partner

**16%**



Unsafe housing conditions

**15%**

# Routes to homelessness.



1/3

of survey participants reported  
they were **newly homeless.**

# Routes to homelessness.



# 28%

reported having nowhere to live after they left a **hospital or correctional facility.**





# Routes to homelessness.



# 24%

indicated they had experienced living in foster care settings in their past.

**30% of these indicated their first experience of homelessness was before they exited foster care.**



# Additional key findings.



Females were found to have more complex and challenging housing support needs than males, with **65%** of females and **51%** of males reporting higher needs.



# Additional key findings.



**276 (57%)**

**High Acuity**

**260 (57%)**

**Chronic Homelessness**

**100 (21%)**

**Episodic Homelessness**

**68 (14%)**

**Tri-morbidity (Health Issues)**

# Additional key findings.



**70%**

Single adults experiencing homelessness.

**18%**

Single adults in general county population.



# Additional key findings.



**16%**

Youth experiencing homelessness.

**11%**

Youth in general county population.



# Additional key findings.



**29%**



Indigenous Peoples experiencing homelessness.

**4%**

Indigenous Peoples in general county population.



# Additional key findings.



**1/10**

of people experiencing homelessness, and

**1/4**

people using emergency shelters fled spousal/partner abuse, often with children.



# Additional key findings.



**70%**

physical health issues



**35%**

mental health issues



**34%**

addiction issues

**14%**

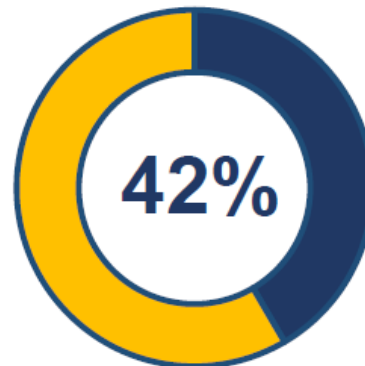
tri-morbidity: all 3



# Additional key findings.

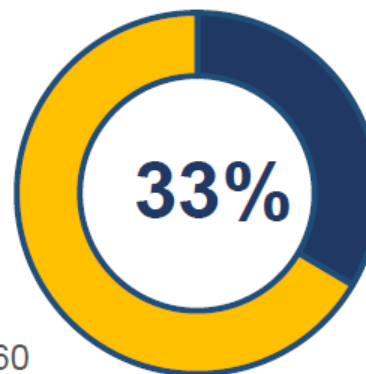


## Chronic / Acute Medical Condition



N=474

## Physical Disability



N=460

# Additional key findings.



**393**

participants reported using emergency services in the last 6 months.

Cumulative total was **8,539**

an average of 21.7 services per person in 6-month period.

# Additional key findings.



# 435

**Demand for housing units.**



# Acknowledgements.



# 8000+

People involved to make the enumeration a success, including:

# 137

local agency staff

# 77

community volunteers

# Some Next Steps.



1. **Educate** city councils, decision makers and community.
2. **Increase** housing options for people experiencing homelessness.
3. **Increase** primary care, mental health and addiction services, and other supports for street involved and vulnerable populations.
4. **Collaborate** with other key sector partners to discharge people directly into housing with supports.
5. **Convene** youth service providers to develop a youth specific, local approach to ending youth homelessness in Simcoe County.

# Thank you!



NOVEMBER 2018