

PHYSICAL HEALTH AND WELL-BEING

SCHOOL READINESS AS ASSESSED BY THE EDI, SIMCOE COUNTY 2006

Description of Domain and Sub-Domains

Sub Domain	Indication of Readiness	Related EDI Questions
Physical readiness for school day	Children who never or almost never experienced being dressed inappropriately for school activities, coming to school tired, late or hungry.	Since the start of school in the fall, has this child (more than once) arrived: <ul style="list-style-type: none"> Over or underdressed for school-related activities Too tired/sick to do school work Late Hungry
Physical independence	Children who are independent looking after their needs, have an established hand preference, are well coordinated, and do not suck a thumb/finger.	Would you say this child: <ul style="list-style-type: none"> Is independent in washroom activities most of the time Shows an established hand preference (right vs. left or vice versa) Is well coordinated (moves without running into things or tripping over things) Sucks a thumb/finger
Gross and fine motor skills	Children who have an excellent ability to physically tackle the school day and have excellent or good gross and fine motor skills.	How would you rate this child's: <ul style="list-style-type: none"> Proficiency at holding pen, crayons, or brush Ability to manipulate objects Ability to climb stairs Level of energy throughout the school day Overall physical development

Domain Results

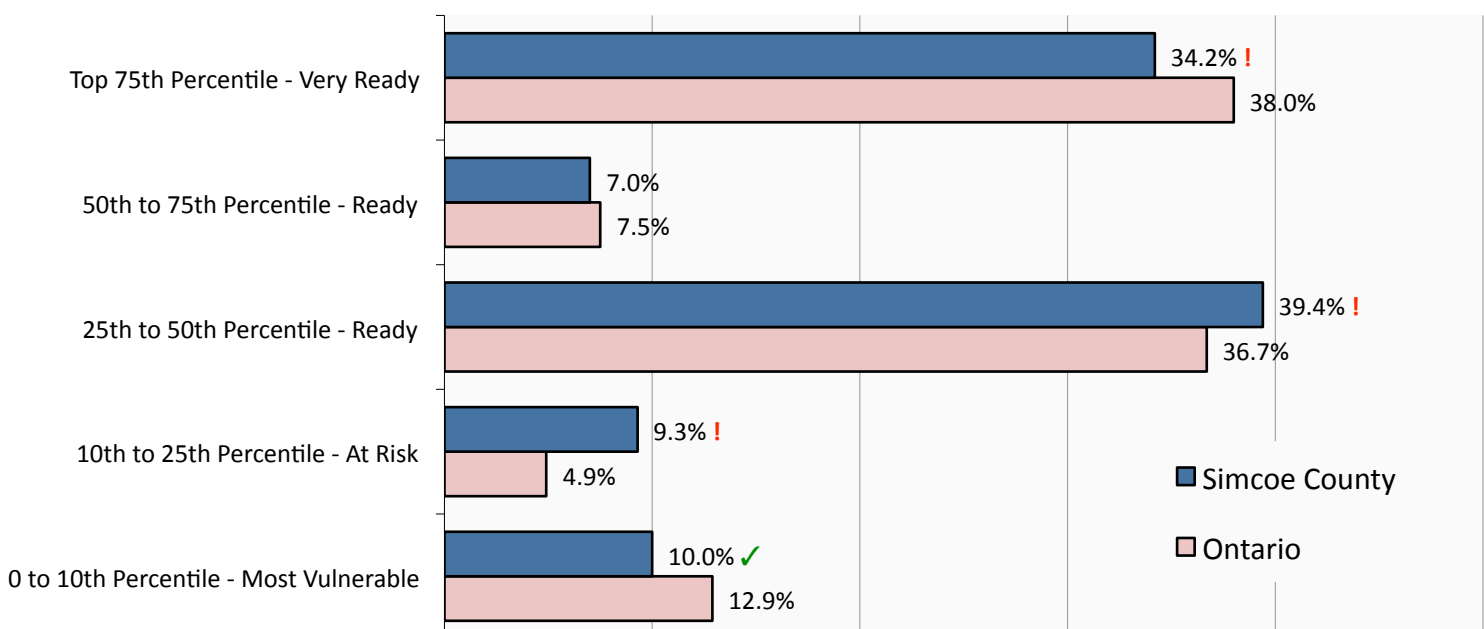
The mean score out of 10 is significantly **lower** in Simcoe County than in Ontario.

Simcoe	Ontario
8.79 !	8.91

Sub-Domain Results

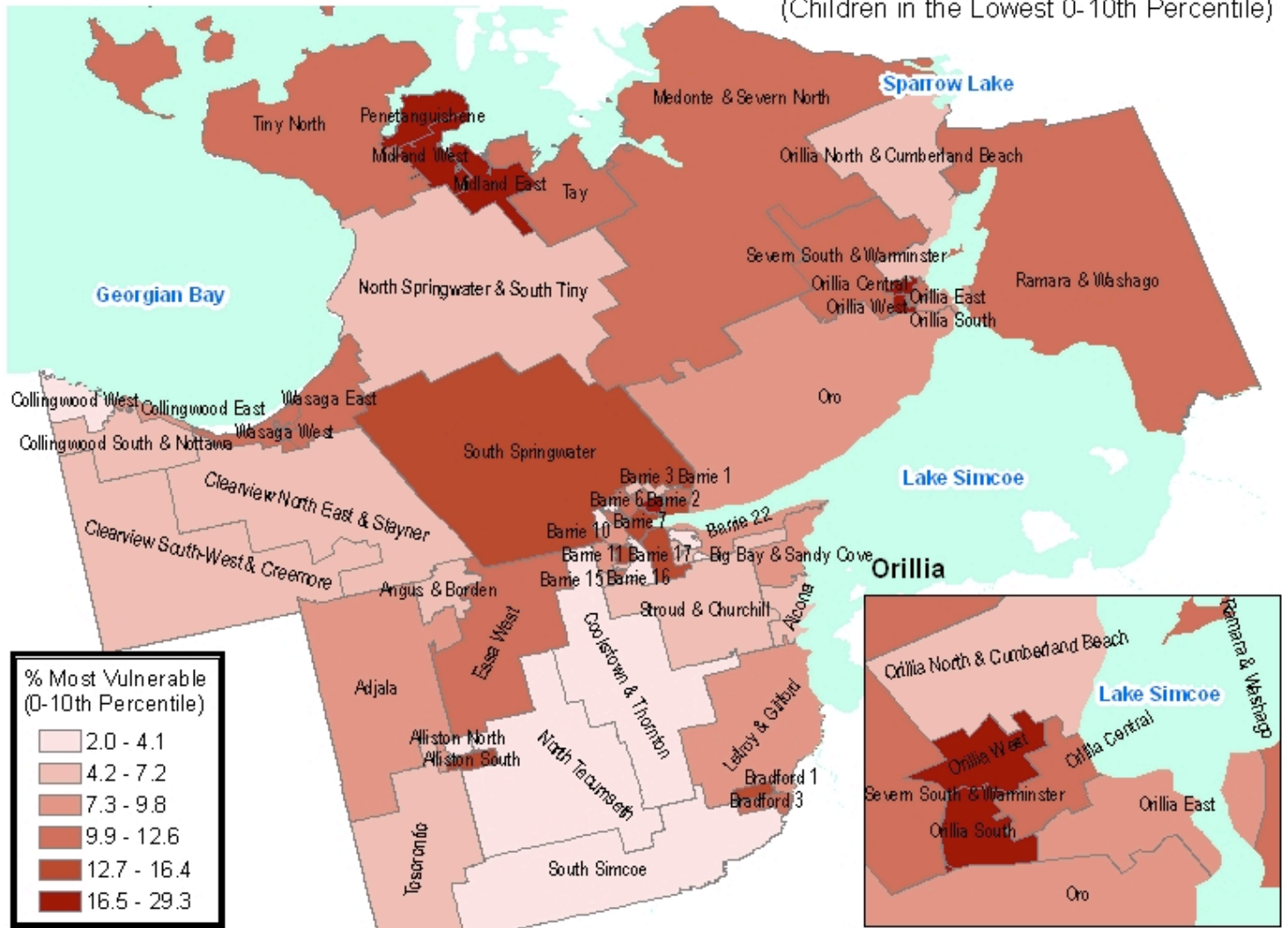
	Sub-Domains	% Not Ready in Simcoe	% Not Ready in Ontario
Children who are "Ready" Overall (75-100th Percentile)	Physical readiness for school day	0%	0%
	Physical independence	0%	0%
	Gross and fine motor skills	0%	0%
Children who are "At Risk" Overall (10-25 th Percentile)	Physical readiness for school day	18.1% ✓	19.4%
	Physical independence	23.4% !	20.4%
	Gross and fine motor skills	76.6% !	74.1%
Children who are "Most Vulnerable" Overall (0-10 th Percentile)	Physical readiness for school day	60.7% !	44.7%
	Physical independence	53.2% !	40.6%
	Gross and fine motor skills	87.8%	86.7%

Distribution within the Domain

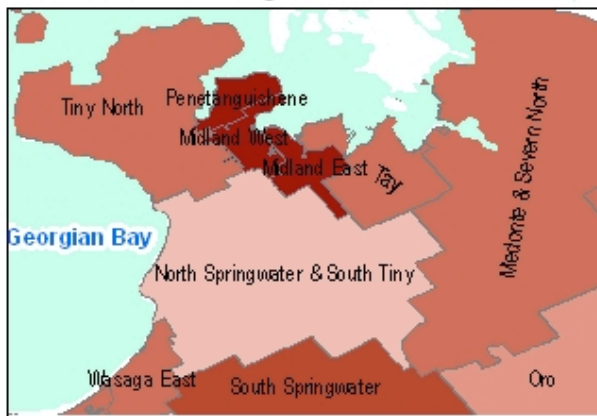


Physical Health & Well-Being: Neighbourhoods Most Vulnerable

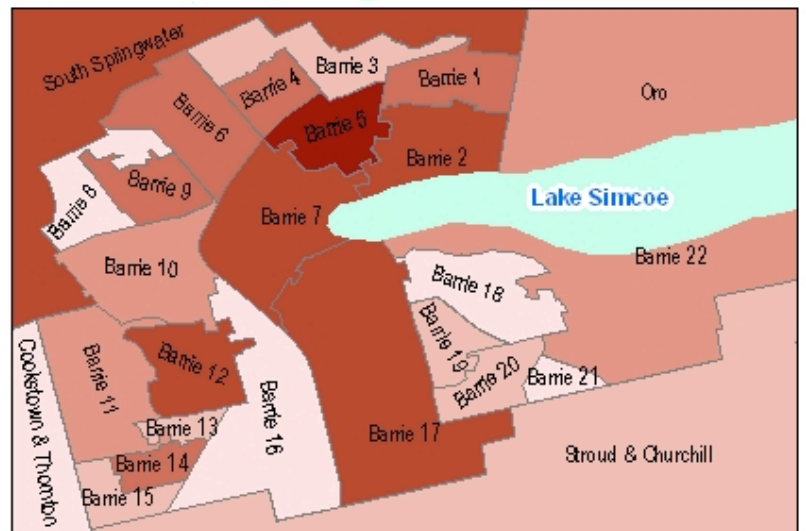
(Children in the Lowest 0-10th Percentile)



Midland/Penetang



Barrie



Collingwood/Wasaga Beach



Alliston



Bradford

