

# EMOTIONAL HEALTH & MATURITY

SCHOOL READINESS AS ASSESSED BY THE EDI, SIMCOE COUNTY 2006

## Description of Domain and Sub-Domains

Sub Domain	Indication of Readiness	Related EDI Questions
<b>Prosocial and helping behaviour</b>	Children who often show most of the helping behaviours: helping someone hurt, sick or upset, offering to help spontaneously, invite bystanders to join in.	<p>Would you say this child:</p> <ul style="list-style-type: none"> <li>Will try to help someone who has been hurt</li> <li>If there is a quarrel or dispute will try to stop it</li> <li>Comforts a child who is crying or upset</li> <li>Spontaneously helps to pick up objects which another child has dropped</li> <li>Helps other children who are feeling sick</li> </ul> <ul style="list-style-type: none"> <li>Offers to help other children who have difficulty with a task</li> <li>Volunteers to help clear up a mess someone else has made</li> <li>Will invite bystanders to join in a game</li> </ul>
<b>Anxious and fearful behaviour</b>	Children who rarely or never show most of the anxious behaviours; they are happy and able to enjoy school, and are comfortable being left at school by caregivers.	<p>Would you say this child:</p> <ul style="list-style-type: none"> <li>Is upset when left by parent/guardian</li> <li>Seems to be unhappy, sad or depressed</li> <li>Appears fearful or anxious</li> <li>Is incapable of making decisions</li> </ul> <ul style="list-style-type: none"> <li>Cries a lot</li> <li>Is nervous, high-strung, or tense</li> <li>Appears worried</li> <li>Is shy</li> </ul>
<b>Aggressive behaviour</b>	Children who rarely or never show most of the aggressive behaviours; they do not use aggression as means of solving a conflict, do not have temper tantrums, and are not mean to others.	<p>Would you say this child:</p> <ul style="list-style-type: none"> <li>Gets into physical fights</li> <li>Bullies or is mean to others</li> <li>Kicks, bites, hits other children or adults</li> <li>Takes things that do not belong to him/her</li> </ul> <ul style="list-style-type: none"> <li>Laughs at other children's discomfort</li> <li>Is disobedient</li> <li>Has temper tantrums</li> </ul>
<b>Hyperactivity and inattention</b>	Children who never show most of the hyperactive behaviours; they are able to concentrate, settle to chosen activities, wait their turn, and most of the time think before doing something.	<p>Would you say this child:</p> <ul style="list-style-type: none"> <li>Is distractible, has trouble sticking to any activity</li> <li>Has difficulty awaiting turn in games or groups</li> <li>Cannot settle for more than a few moments</li> <li>Is impulsive, acts without thinking</li> </ul> <ul style="list-style-type: none"> <li>Fidgets</li> <li>Is inattentive</li> <li>Can't sit still, is restless</li> </ul>

## Domain Results

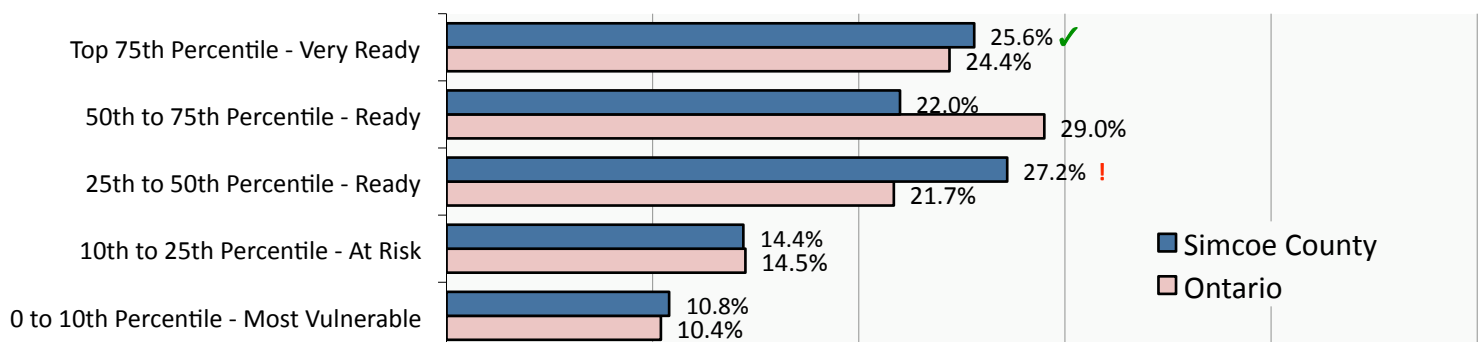
The mean score out of 10 is significantly **higher** in Simcoe County than in Ontario.

Simcoe	Ontario
8.19 ✓	8.09

## Sub-Domain Results

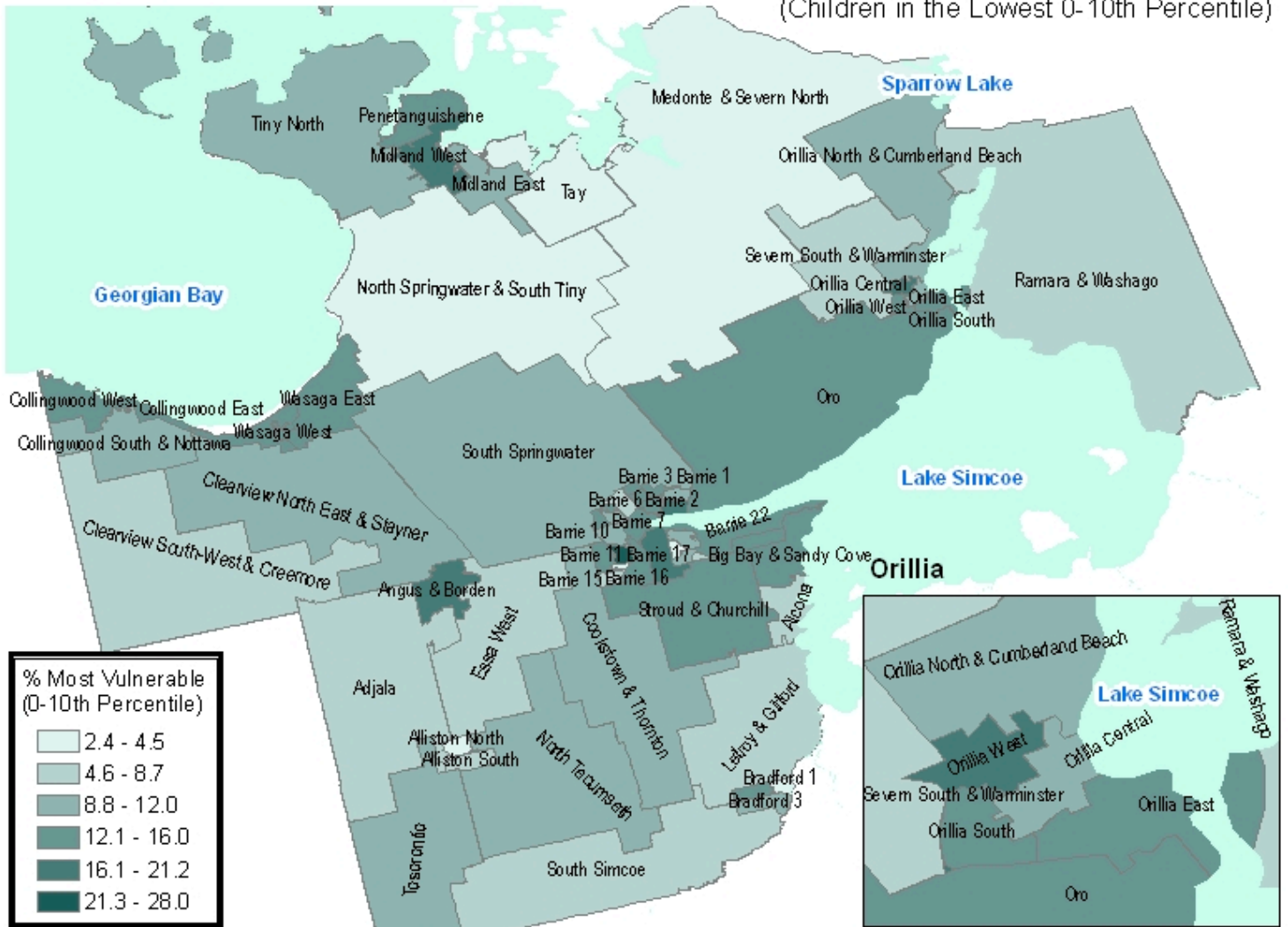
	Sub-Domains	% Not Ready in Simcoe	% Not Ready in Ontario
Children who are <b>"Ready" Overall</b> (75-100th Percentile)	Prosocial and helping behaviour	4.1% !	1.3%
	Anxious and fearful behaviour	0%	0%
	Aggressive behaviour	0.2%	0.1%
	Hyperactivity and inattention	0.4%	0.7%
Children who are <b>"At Risk" Overall</b> (10-25 <sup>th</sup> Percentile)	Prosocial and helping behaviour	69.2% !	64.5%
	Anxious and fearful behaviour	3.7%	4.3%
	Aggressive behaviour	21.1% !	10.1%
	Hyperactivity and inattention	25.1% !	20.8%
Children who are <b>"Most Vulnerable" Overall</b> (0-10 <sup>th</sup> Percentile)	Prosocial and helping behaviour	87.4% !	84.5%
	Anxious and fearful behaviour	12.6%	13.2%
	Aggressive behaviour	50.7%	53.4%
	Hyperactivity and inattention	71.7% !	67.5%

## Distribution within the Domain

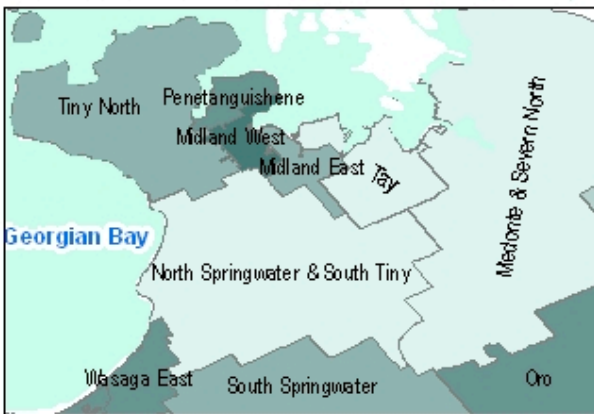


# Emotional Health & Maturity: Neighbourhoods Most Vulnerable

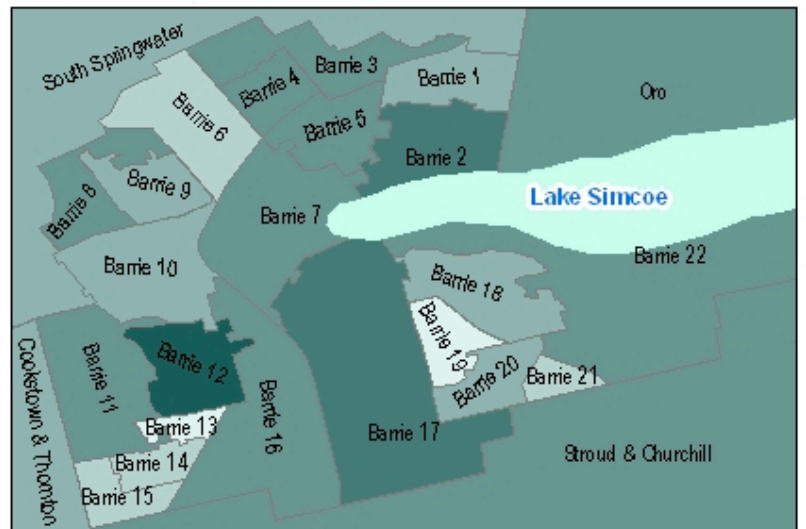
(Children in the Lowest 0-10th Percentile)



**Midland/Penetang**



**Barrie**



**Collingwood/Wasaga Beach**



**Alliston**



**Bradford**

