



# Simcoe County Data Consortium

November 15<sup>th</sup>, 2019

Simcoe County Administration Centre



# Agenda

- **CDP Updates**

- CDP transition to CCEDNET
- Data Purchasing and Accessing Working Group meeting updates
- New tables
- Training and Capacity Building

- **Consortium Updates**

- Presentation and discussion of the Simcoe County Data Consortium Member Engagement Survey results

- **New Business**

- Discussion on indicators for Child, Youth and Family Coalition Dashboard

- **Local Updates**

- **Next Meeting (TBD)**



# CDP Transition to CCEDNET

- Canadian Community Economic Development Network (CCEDNET) is now the new host for the Community Data Program
- Transition is complete



# Data Purchase and Access Working Group Meetings

- There was a meeting on April 18<sup>th</sup>, July 24<sup>th</sup> and September 23<sup>rd</sup>
  - **Longitudinal Immigration Database tables (IMDB order)**
    - County of Simcoe's LIP team provided their prioritizations of variables
  - **T1FF tables at custom geographies**
    - If this orders goes ahead, it would be a limited number of taxfiler tables produced at custom geographies
  - **Household & Family-level Target Group Profiles**
    - Statistics Canada has indicated that this table is proving difficult and complicated to verify and no delivery estimate has been provided yet
  - **Modest income table**
    - Working on it, can be used to look at modest income population as well as calculate depth of poverty



# Data Purchase and Access Working Group Meetings

- **Data modeling project (liquid assets)**
  - The CDP team will be working on selecting variables/data sets that will serve as inputs to the model
  - [Small area estimates presentation](#)
  - If you have thoughts on this project or appropriate data sets, please e-mail [Kholah.Nisar@Simcoe.ca](mailto:Kholah.Nisar@Simcoe.ca)
- **T1FF working poor data**
  - How do you use it? Please email [Kholah.Nisar@Simcoe.ca](mailto:Kholah.Nisar@Simcoe.ca)
- **Income Inequality data**
  - How do you use it? Please email [Kholah.Nisar@Simcoe.ca](mailto:Kholah.Nisar@Simcoe.ca)
- **TransUnion debt data**
  - Do we need to order this? Please email [Kholah.Nisar@Simcoe.ca](mailto:Kholah.Nisar@Simcoe.ca)



# Data Purchase and Access Working Group Meetings

- **Child care cost T1FF tables**
  - Requested by Simcoe County's consortium member
  - Unlikely to obtain this program year
  - Will discuss further in next DPAWG meeting
- **Semi-custom standard tables**
  - If there are any standard tables that you would like available at a smaller level of geography please email [Kholah.Nisar@Simcoe.ca](mailto:Kholah.Nisar@Simcoe.ca)



# New Tables

- There were 98 new tables uploaded between April 13th, 2019 and October 23rd, 2019
- **Census Data Tables**
  - Contains 2016 data, with a few tables containing 2011 data as well
  - Includes the following variables and topics:
    - Income variables
    - Age
    - Sex
    - Housing variables
    - Language
    - Visible minority
    - Education
    - Immigration variables
    - Indigenous identity
    - Labour force status
    - Family variables
    - Number of Earners in the household
    - Household living arrangements
    - Journey to Work Variables
    - Occupation

# New Tables

- **Target Group Profiles**

- Contains 2016 Census data

- Subsidized housing
- Knowledge of official language
- Population living alone
- Visible Minority
- Low income population (LIM-AT)
- Employment status
- Recent immigration population
- Population aged 65 and over
- Indigenous identity
- Main mode of commuting
- Francophone population
- Immigrant population
- Population by age groups
- Lone-parents



# New Tables

- **Canadian Urban Sustainability Practitioners (CUSP) Tables**

- Contains 2016 data
- Contains the following variables:
  - Home energy spending as % after-tax household income
  - Household home energy expenditures
  - Selected household statistics
  - Low Income Status (LIM-AT)
  - Household with after-tax income groups
  - No English or French speakers
  - Visible minority
  - No certificate, diploma or degree
  - Person aged 65+
  - Recent immigrant
  - Indigenous identity
  - No full-time employment

# New Tables

- **Taxfiler Tables**

- Contains 2015, 2016 ,2017 , and 2018 data
- The following tables have been uploaded:
  - Income of Families tables
  - Income of Seniors tables
  - Income of Individuals tables
  - Financial Data and Charitable Donations tables 2017
  - RRSP Contributors table 2017
  - Migration Estimates tables (2016-2018)



# New Tables

- **Other Tables**

- Building Permits Table, 2018
- Canadian Survey on Disability, 2017
- Census Profile by place of work and custom geographies, 2016
- Canadian Business Counts, June 2019
- Low Income Lines (only at CMA and CA), 1992-2018
- Insolvency Data (ongoing), 2003-2018
- Survey of Household Spending (only province and Territory), 2017



# Training and Capacity Building

## • Upcoming:

- November 20, 2019: Ontario Consortia Data Party and Boundary Changes
- November 26, 2019: Roundtable for Not-for-Profits
- January 21, 2020: Data in the Media
- March 3, 2020: Data Party on Debt
- March 24, 2020: Orientation to the Community Data Program and the Catalogue
- [Recordings of past webinars are available on the CDP website](#)

## • Past:

- Energy Poverty: What is energy poverty and how is it measured?
- CDP 101
- Orientation to the CDP and the Catalogue
- Treasure Hunt – Tips on searching the CDP and finding data to solve problems
- Panel Discussion: The National Poverty Strategy and the Market Basket Measure
- Too Many Infographics, Too Little Time: Save Time by Linking Excel and PowerPoint
- Data analysis tools for small places, Big Data for Small Places (BD4SP) and Data Analytics for Rural Transformation (DART)






# 2019 CDP Member Engagement Survey

Prepared by: Divya Arora, Research Assistant

October, 2019


[simcoe.ca](http://simcoe.ca)



# Child Youth and Family Services Coalition of Simcoe County

## **DASHBOARD**

**Data Consortium Presentation  
November 15<sup>th</sup>, 2019**




## WHY A DASHBOARD?

The Child, Youth and Family Services Coalition (Coalition) of Simcoe County is a countywide alliance of organizations providing services to children, youth and their families in Simcoe County.

Our **mission** is to maximize the capacity, effectiveness and cultural uniqueness of the child, youth and family services system through collective efforts.


The Dashboard could be a collaborative way to share the data and demonstrate collective impact.



## PROGRESS TO DATE

- Developed a working group
- Reviewed community dashboard examples
- Gathered available data sources
- Refined areas of impact / domains
- Drafted dashboard definitions (Basic Needs, Wellness, Accessible Supports)
- Drafted indicators






## DESIGN CRITERIA

Executive Committee members identified the following design criteria as important in a dashboard:

- Easy to understand/user friendly e.g. Vital Signs, using familiar icons
- Consistent
- Respectful and inclusive
- Collectable
- Valid
- Reliable
- Meaningful



# UPDATED COALITION AREAS OF IMPACT/DOMAINS MAP

Child Advocacy Centre  
 Seasons Centre  
 Simcoe Muskoka Family  
 Connexions

Barrie Police Service  
 Elizabeth Fry Society  
 John Howard Society  
 Morton Youth Services

CHC Chigamik  
 Children's Treatment Network  
 Mackenzie Health  
 NSM LHIN  
 RVH  
 OSMH  
 SMDHU  
 Waypoint

CMHA  
 Catholic Family Services  
 Kinark  
 New Path

County of Simcoe


Youth Haven

Barrie Native Advisory Circle  
 Barrie Library  
 Community Connection/211  
 Gilbert Centre  
 Gilda's Club  
 La Cle  
 EarlyON  
 Orillia Library  
 United Way Simcoe Muskoka  
 YMCA

Catulpa  
 CLH Developmental Support  
 Services  
 E3 Community Services  
 Empower Simcoe  
 Kerry's Place



CS Viamonde  
 CSC MonAvenir  
 Georgian College  
 SCDSB  
 SMCDSB



## DASHBOARD DEFINITIONS

### **Our Basic Needs Are Met:**

The absolute minimum resources necessary for long term physical wellbeing (consumption goods i.e. food, shelter, clothing).


### **Our Wellness is Strong:**

Wellness is evaluated through the social determinants of health which include a broad range of personal, social, economic, and environmental factors that determine individual and family health.

### **Our Supports are Accessible:**

Timeliness and location of services to achieve the best outcomes (timeliness, proximity, right service).





# COALITION COUNTS

Children, youth and families thriving in a strong, nurturing community



**Our basic needs are met**



**Our wellness is strong**



**Our supports are accessible**

**Draft**

Are Children, youth and families better off?? Coalition Working Groups/Networks

**Poverty Reduction Task Group:**

**Crisis Steering Committee:** Access to services through pathway diagram

**COMPASS/COMPASS Francophone:** Collaboration and knowledge sharing on mental health services with education partners

**Triple P:** Educational supports for parents

**ASD Partnership:** Collective action on Autism services

**Best Start:** Networking and improved relationship of key service providers

**FASD:**

**Youth Justice Advisory:**

## Health

### Indicators:

ER wait times

Rates for mental illness (2)

% of population with good-excellent health (1,2)

Preventative/premature mortality rates

## Education

### Indicators:

% of students needing extra supports (3)

School drop-out rates (secondary)

School graduation rates (2)

% of population going on to post-secondary

% of students in French as second language

## Safety

### Indicators:

% of children/youth in child protection

% of indigenous children/youth

receiving protection services

Child/youth crime rates (1,2)

# of children/youth utilizing victim services(1,2,3)

## Community

### Indicators:


# of children/youth utilizing developmental services

# of calls for services by type (1,2,3)

Poverty (homelessness, living wage, basic income)

Shift in population (immigration to community, aboriginal/francophones, relocation)

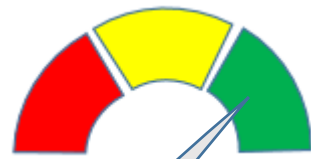
Sense of belonging (2)



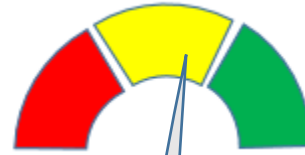
# COALITION COUNTS

Children, youth and families thriving in a strong, nurturing community

**Draft**



**Our basic needs are met**



**Our wellness is strong**



**Our supports are accessible**

**Health**

**Indicators:**

- Rates for mental illness (2)
- % of population with good-excellent health (1,2)

**Education**

**Indicators:**

- % of students needing extra supports (3)
- School graduation rates (2)

**Safety**

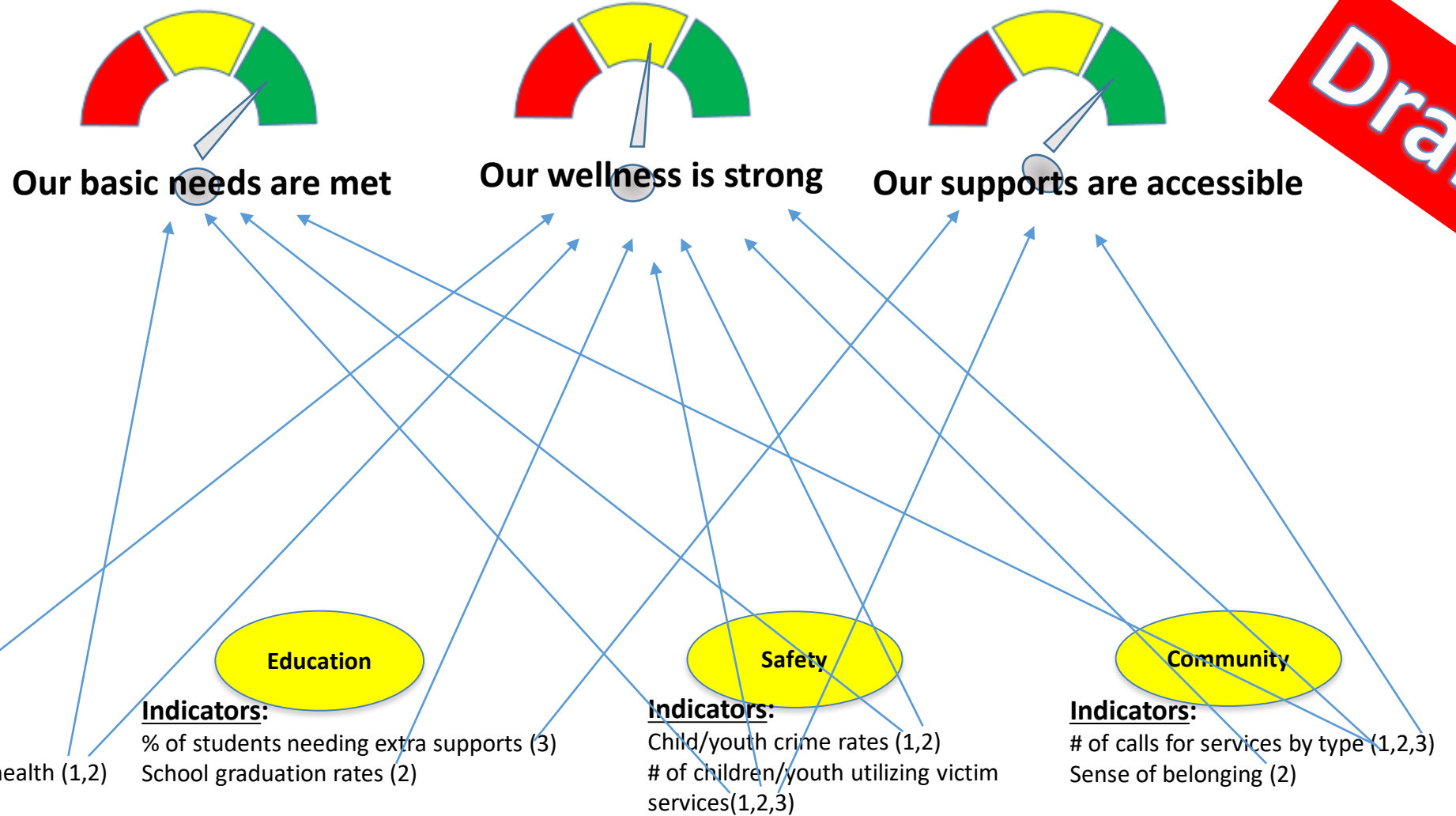
**Indicators:**


- Child/youth crime rates (1,2)
- # of children/youth utilizing victim services(1,2,3)

**Community**

**Indicators:**

- # of calls for services by type (1,2,3)
- Sense of belonging (2)





# COALITION COUNTS

Children, youth and families thriving in a strong, nurturing community



**Our basic needs are met**



**Our wellness is strong**



**Our supports are accessible**

**Draft**

Are Children, youth and families better off?? Coalition Working Groups/Networks

**Poverty Reduction Task Group:**

**Crisis Steering Committee:** Access to services through pathway diagram

**COMPASS/COMPASS Francophone:** Collaboration and knowledge sharing on mental health services with education partners

**Triple P:** Educational supports for parents

**ASD Partnership:** Collective action on Autism services

**Best Start:** Networking and improved relationship of key service providers

**FASD:**

**Youth Justice Advisory:**

**Health**

**Education**

**Safety**

**Community**

**\*Indicators:**

Rates for mental illness (2)

% of population with good-excellent health (1,2)

**\*Indicators:**

% of students needing extra supports (3)

School graduation rates (2)

**\*Indicators:**

Child/youth crime rates (1,2)


# of children/youth utilizing victim services(1,2,3)

**\*Indicators:**

# of calls for services by type (1,2,3)

Sense of belonging (2)

\*Include French/Indigenous, LGBTQ, demographic and age data for all indicators, where available



## NEXT STEPS

- Continue to capture impact from networks and working groups
- Connect with Data SME for each domain/impact area
- Align dashboard with past profile work
- Refine the indicators of success and data collection process
- Work with website refresh to add dashboard to homepage





# Next Meeting

- TBD

