

COMMUNITY HOMELESSNESS REPORT SUMMARY

Barrie - Simcoe

2021-2022

Collaboration between Indigenous and Non-Indigenous Partners

Specific to the implementation of Coordinated Access and an HMIS, has there been collaboration between the Designated Community (DC) Community Entity (CE) and local Indigenous organizations?

Yes

Describe how this collaboration was done and how it affected the implementation of Coordinated Access and/or the HMIS. How will it be strengthened in the future?

Communication between local Indigenous organizations and Community Entity is ongoing in Simcoe County.

An Indigenous Coordinated Access Consultant supported the Indigenous led component of the implementation of a Coordinated Access System. This included working in partnership with the Coordinated Access System project lead to support local planning in alignment with the guide, collaborating with Indigenous partners for the local development, and implementing Indigenous best practices towards a holistic systems approach in addressing homelessness and its impact on Indigenous individuals and families experiencing homelessness. Indigenous led community consultations were facilitated over two days. A survey was broadly distributed to allow all community members to provide feedback. Between these two outreach methods, a total of 65 participants assisted in the development of the Indigenous Led Coordinated Access Final Report, six key recommendations were developed. The Coordinated Access System will deliver a strengthened and coordinated network of community services that will adopt a culturally sensitive approach to preventing and ending homelessness.

As per the prioritization criteria of Coordinated Access, the Service Agency, the service provider offering supports and services to the participant, agrees that Indigenous populations in Simcoe County are prioritized if fit for the services being offered. The Service Agency agrees to acknowledge that Indigenous nations have access and ownership to Indigenous specific demographic data and agrees to allow the County of Simcoe to share a yearly Indigenous specific demographical report with the lead Indigenous organization, Biminaawzogin Regional Aboriginal Women's Circle (BRAWC).

The Coordinated Access Simcoe County Leadership Group and Working Group are both comprised of Indigenous organization representation. The Leadership Group efforts are primarily focused on strategic guidance of the Coordinated Access System and connecting Coordinated Access to broader systems planning. The Working Group focuses on operational guidance, outputs, and outcomes. Which establishes feedback loops within the system and recommending process improvements as needed, this ensures continued strengthened collaboration with all of our homelessness system service providers, including Indigenous organizations.

However, during focus group sessions conducted by OrgCode, the consultant retained to develop the CAS Implementation Plan, it was noted that the Indigenous CAB, located with the geographical boundaries of Simcoe County and funded through the Ontario Federation of Indigenous Friendship Centres, is not operating at the same capacity as it was before COVID. This observation has resulted in follow up conversations to re-engage in collaborative conversations between the two CABs, who are funded through two different streams of Reaching Home, while still focusing on key COVID-19 operational priorities and service delivery adaptations. This will be done with respectful conversations and through existing partnerships.

Indigenous organizations are currently using HIFIS and are offered on-going HIFIS training and support. HIFIS information can be located on our webpage, along with our HIFIS contact information. Allowing for any user or organization to connect to share feedback or suggestions as it relates to HIFIS.

Specific to the implementation of Coordinated Access and an HMIS, has there been collaboration between the DC CE and the Indigenous Homelessness (IH) CE and/or Community Advisory Board (CAB), where applicable?

Not applicable



With respect to the completion of the Community Homelessness Report (CHR), was there collaboration between local Indigenous and non-Indigenous organizations and, where applicable, the IH CE and/or CAB?

No

Describe the efforts that were taken to collaborate and specific plans to ensure it occurs during next year's CHR process.

The CAB, which includes local Indigenous and non-Indigenous organizations, was provided an opportunity to share feedback and comments on the CHR by e-mail. The CHR was completed by a representative of the CE and shared by e-mail in September with the CAB for review and feedback. Members' feedback and comments were incorporated accordingly. In particular, further information was provided for question 1.3 b). The completed CHR was then reviewed by the CAB for approval and signature. In future, we will engage broader Indigenous and non-Indigenous organizations' collaboration on the completion of the CHR.

Does your community have a separate IH CAB?	No

Coordinated Access and Homelessness Management Information System (HMIS) Self-Assessment

Summary Tables

The table below provides a summary of the work your community has done so far to meet the Reaching Home minimum requirements for Coordinated Access and an HMIS.

	Met	Started	Not Yet Started
Number of minimum requirements	16	2	0

The table below shows the percentage of minimum requirements completed for each core Coordinated Access component.

Governance	HMIS	Access Points to Service	Triage and Assessment	Coordinated Access Resource Inventory	Vacancy Matching and Referral
100%	100%	100%	100%	33%	100%

Summary Comment

Are there particular efforts and/or issues that you would like to highlight for this reporting period related to your community's work to achieve the Reaching Home minimum requirements? In particular, please include an update about your community's efforts to set-up, sustain and/or improve the Coordinated Access system and use of an HMIS.

Following the development of the Coordinated Access Implementation Guide created by OrgCode a Coordinated Access System and By-Name List Development project was supported to implement a Coordinated Access System with support from the Indigenous Coordinated Access Consultant, which included:

- Executing Coordinated Access System policies and procedure, including use of common tools,
- Educating the broader service community and Simcoe Homeless Services System's service providers about Coordinated Access and how to access it when people experiencing homelessness present for services,
- Training access point staff in standard access procedures,
- Developing and maintaining a website repository of essential documents,
- Maintaining the By-Name List and Prioritization List, and
- Continued monitoring and evaluation of the Coordinated Access System.

The use of HIFIS continues to grow within the community. Service Providers are offered on-going HIFIS training and support, several sessions of Coordinated Access within HIFIS specific training were facilitated. HIFIS information can be located on our webpage, along with upcoming support sessions and a contact information.

Outcomes-Based Approach Self-Assessment

Where does data for the List come from?

- Excel
- HIFIS
- Other HMIS
- Other data source(s)
- Not applicable – Do not have a List yet

In the future, will data from the community's HMIS (either HIFIS or an existing, equivalent system) be used to get data for the List?

Yes

Optional question: How does data from the List compare to other community-level data sources that are considered reliable? This is an optional follow-up question for communities that have completed the “CHR Community-Level Data Comparisons”.

We have a complete and comprehensive Quality By-Name List. The QBNL is the primary source. As we transition the BNL to HIFIS, we will work to align the HIFIS numbers and QBNL to compare numbers to confirm accuracy.

Summary Table

The table below provides a summary of the work your community has done so far to transition to an outcomes-based approach under Reaching Home.

Step 1: Has a List	Step 2: Has a real-time List	Step 3: Has a comprehensive List	Step 4:	
			Can report annual outcome data (mandatory)	Can report monthly outcome data (optional)
Yes	Yes	Yes	Yes	Yes

Summary Comment

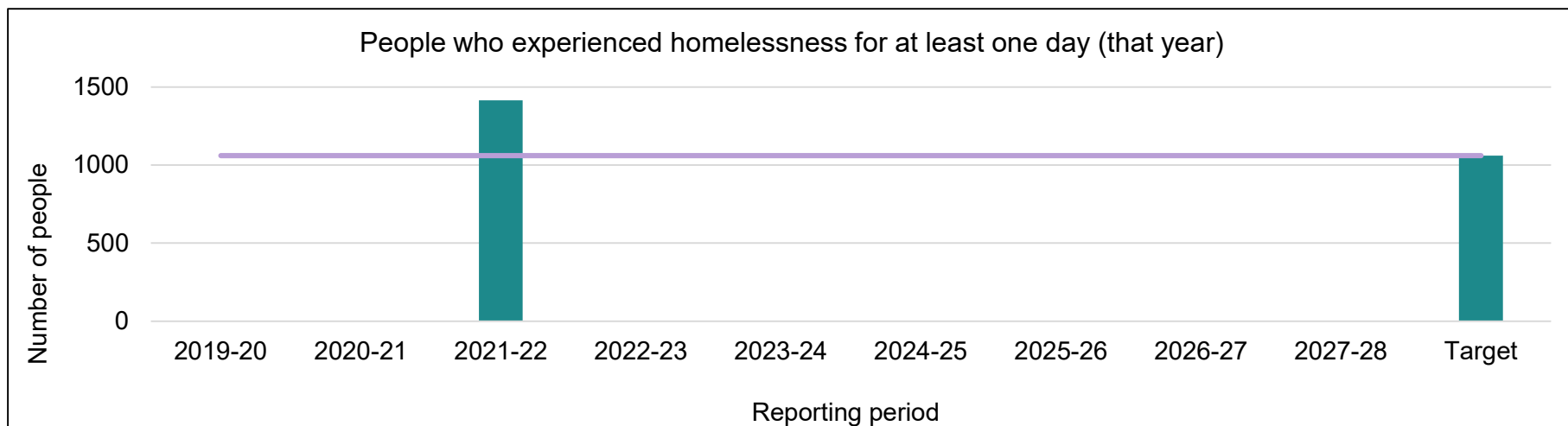
Are there particular efforts and/or issues that you would like to highlight for this reporting period related to your community's work to transition to an outcomes-based approach under Reaching Home?

In April 2021, we received the designation of having a Quality By-Name List. We continue to strive to ensure we have a complete and comprehensive BNL, this is overseen by our BNL Data Coordinator. The BNL Data Coordinator reviews the BNL in detail and will follow-up with applicable service providers as necessary. In 2022, the BNL will transition into HIFIS. Both the Excel and HIFIS version will be maintained for a several months to ensure the accuracy of the HIFIS BNL. The BNL allows for both service planning at the individual level and strategic planning at the community level. The BNL's real-time, up to date list of people known to be experiencing homelessness allows the community to understand people's unique needs in order to be matched to appropriate Housing First resources. This data also supported the ongoing development of a Coordinated Access System; facilitating Access Points, strategic planning based on areas of services and needs, and continued collaboration between service providers offering housing resources. The BNL will continuously be monitored to meet the standards of a Quality BNL.

Community-Level Core Outcomes – Annual Data Reporting

Outcome #1: Fewer people experience homelessness (homelessness is reduced overall)

	2019-20	2020-21	2021-22	2022-23	2023-24	2024-25	2025-26	2026-27	2027-28	Target
People who experienced homelessness for at least one day (that year)			1415	-	-	-	-	-	-	1061

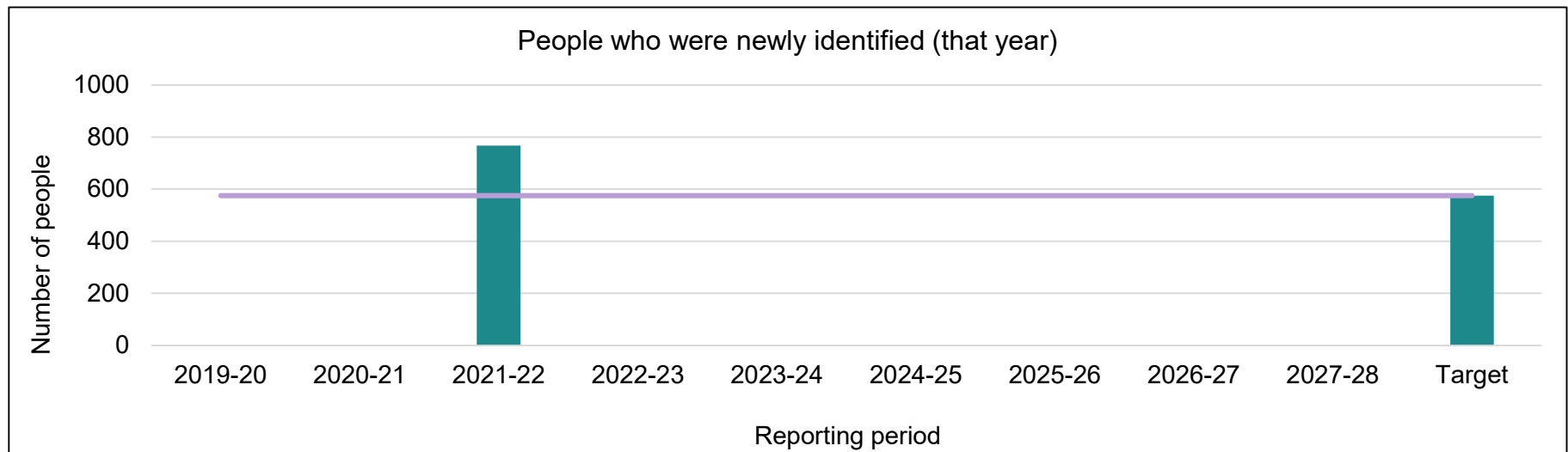


Have you changed any data as submitted in a previous CHR for Outcome #1? If yes, in the comment below please describe what was changed and why?

N/A

Outcome #2: Fewer people were newly identified (new inflows to homelessness are reduced)

	2019-20	2020-21	2021-22	2022-23	2023-24	2024-25	2025-26	2026-27	2027-28	Target
People who were newly identified (that year)			767	-	-	-	-	-	-	575

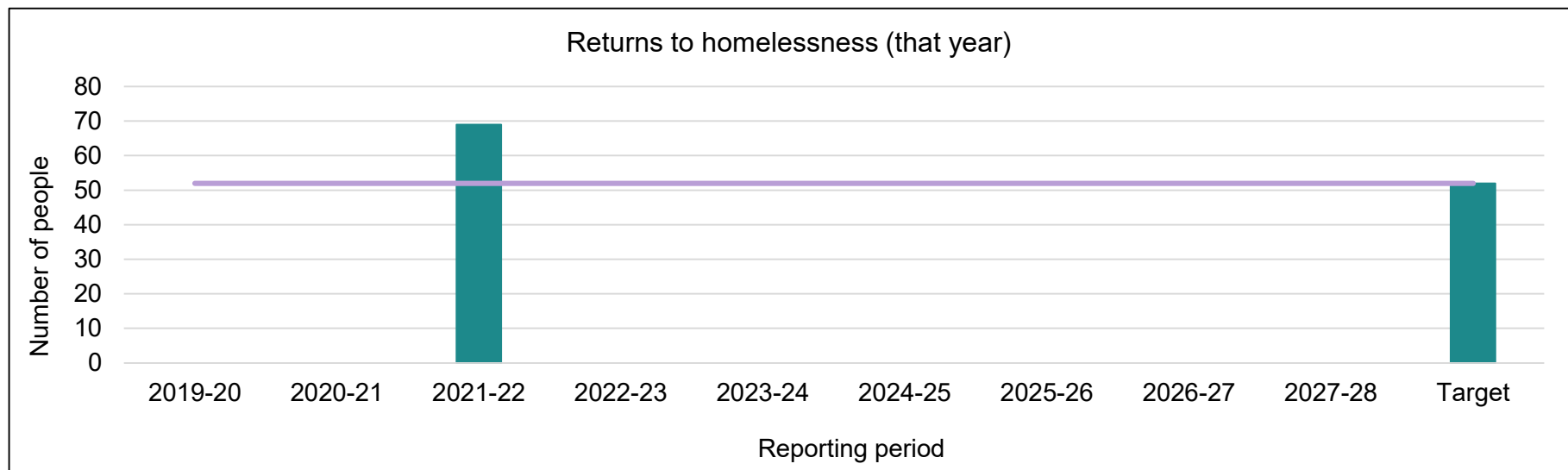


Have you changed any data as submitted in a previous CHR for Outcome #1? If yes, in the comment below please describe what was changed and why?

N/A

Outcome #3: Fewer people return to homelessness (returns to homelessness are reduced)

	2019-20	2020-21	2021-22	2022-23	2023-24	2024-25	2025-26	2026-27	2027-28	Target
Returns to homelessness (that year)			69	-	-	-	-	-	-	52

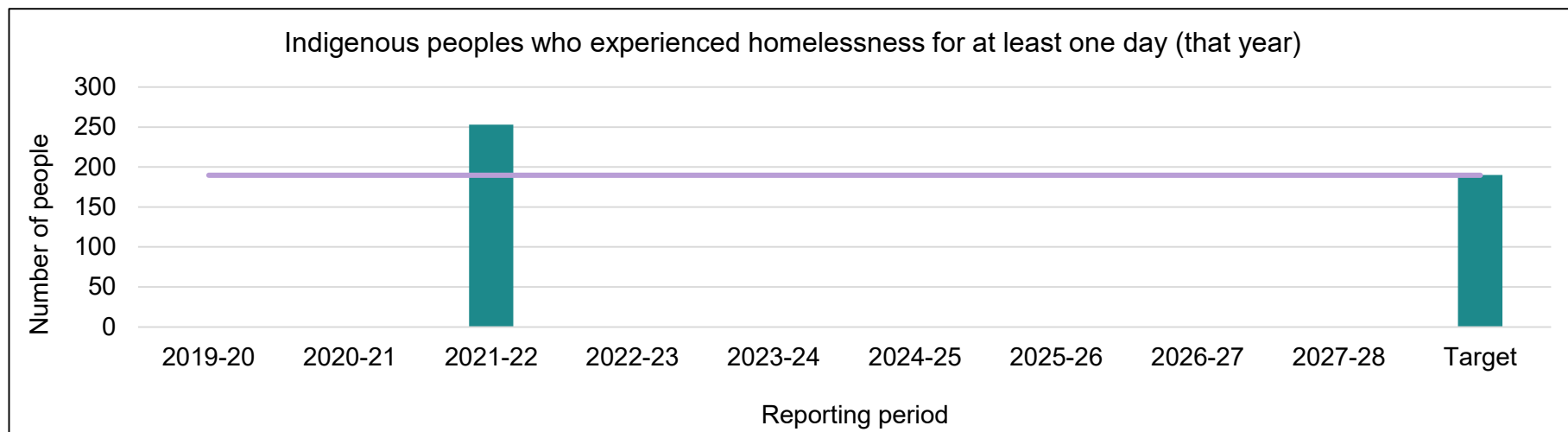


Have you changed any data as submitted in a previous CHR for Outcome #3? If yes, in the comment below please describe what was changed and why?

N/A

Outcome #4: Fewer Indigenous peoples experience homelessness (Indigenous homelessness is reduced)

	2019-20	2020-21	2021-22	2022-23	2023-24	2024-25	2025-26	2026-27	2027-28	Target
Indigenous peoples who experienced homelessness for at least one day (that year)			253	-	-	-	-	-	-	190

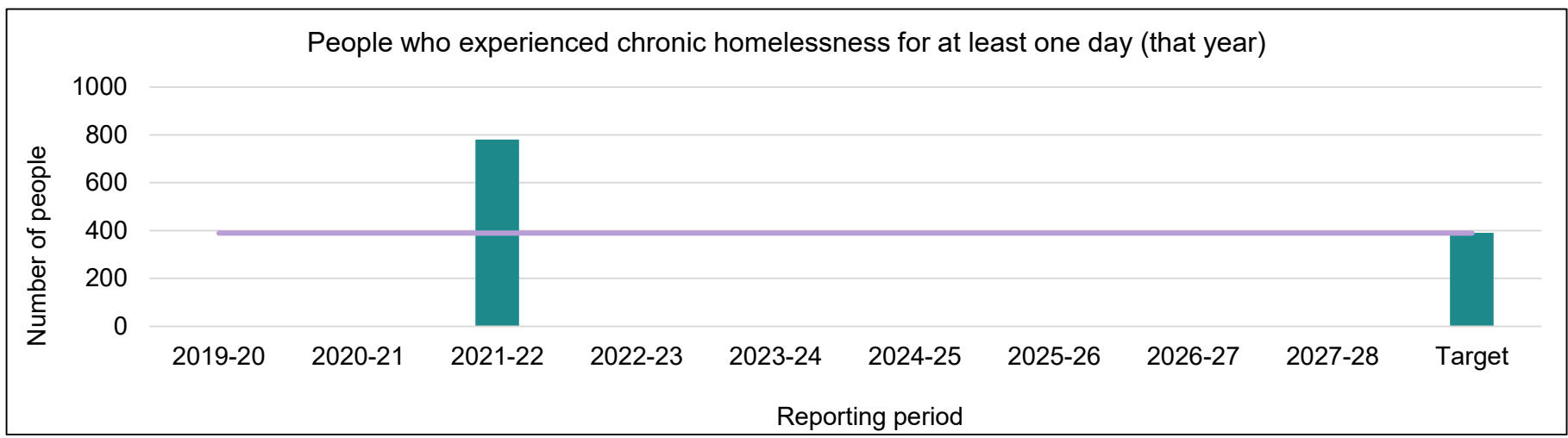


Have you changed any data as submitted in a previous CHR for Outcome #4? If yes, in the comment below please describe what was changed and why?

N/A

Outcome #5: Fewer people experience chronic homelessness (chronic homelessness is reduced)

	2019-20	2020-21	2021-22	2022-23	2023-24	2024-25	2025-26	2026-27	2027-28	Target
People who experienced chronic homelessness for at least one day (that year)			780	-	-	-	-	-	-	390



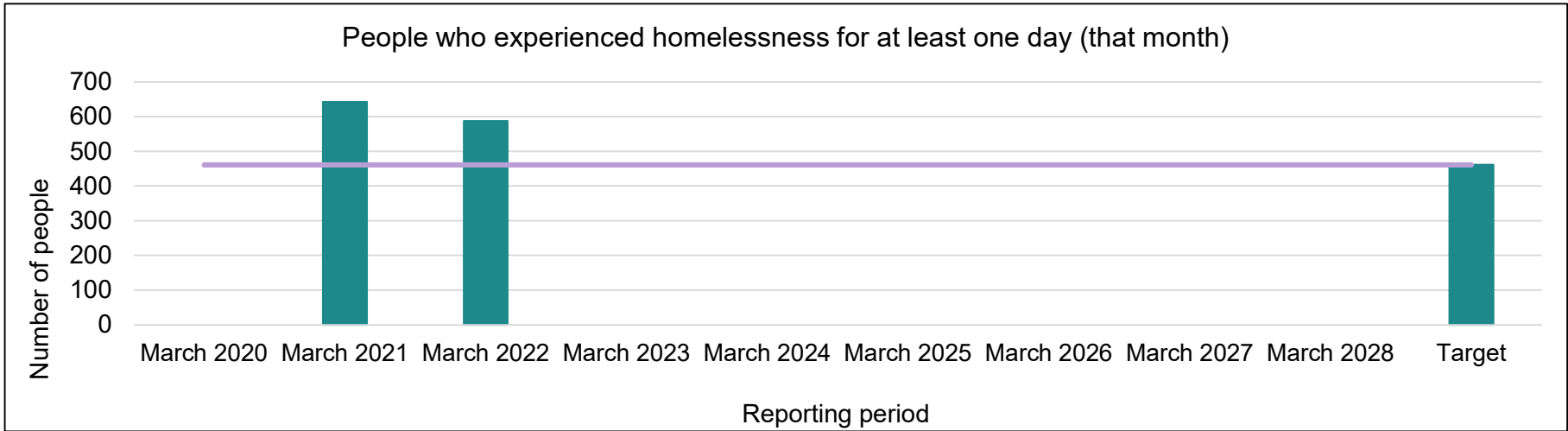
Have you changed any data as submitted in a previous CHR for Outcome #5? If yes, in the comment below please describe what was changed and why?

N/A

Community-Level Core Outcomes – Monthly Data Reporting

Outcome #1: Fewer people experience homelessness (homelessness is reduced overall)

	March 2020	March 2021	March 2022	March 2023	March 2024	March 2025	March 2026	March 2027	March 2028	Target
People who experienced homelessness for at least one day (that month)		642	587	-	-	-	-	-	-	461

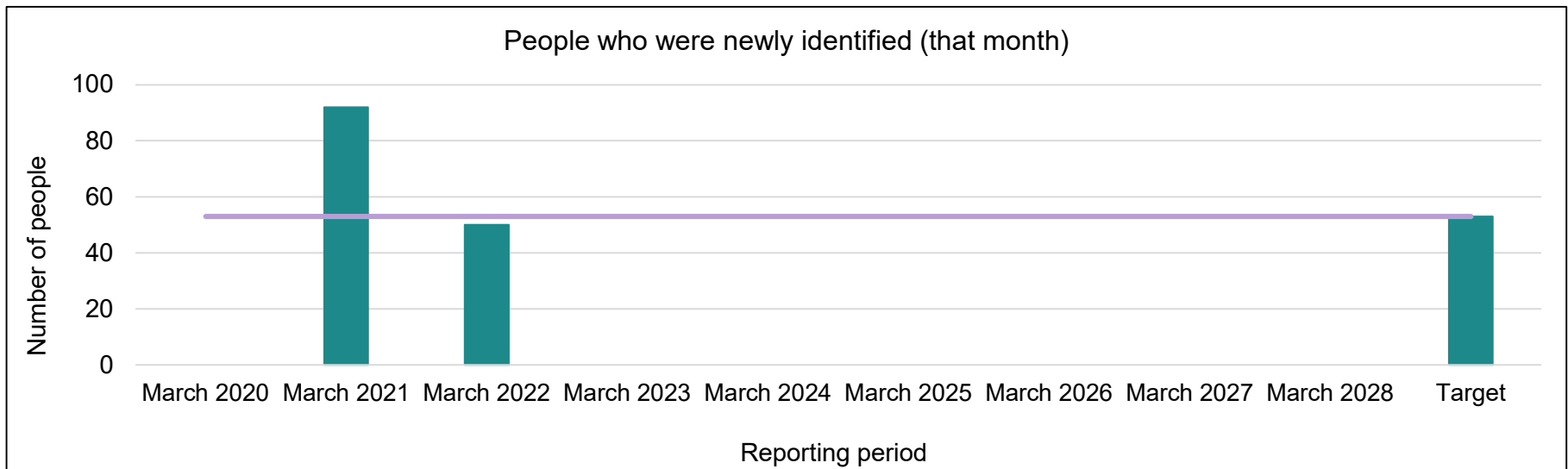


Have you changed any data as submitted in a previous CHR for Outcome #1? If yes, in the comment below please describe what was changed and why?

N/A

Outcome #2: Fewer people were newly identified (new inflows to homelessness are reduced)

	March 2020	March 2021	March 2022	March 2023	March 2024	March 2025	March 2026	March 2027	March 2028	Target
People who were newly identified (that month)		92	50	-	-	-	-	-	-	53

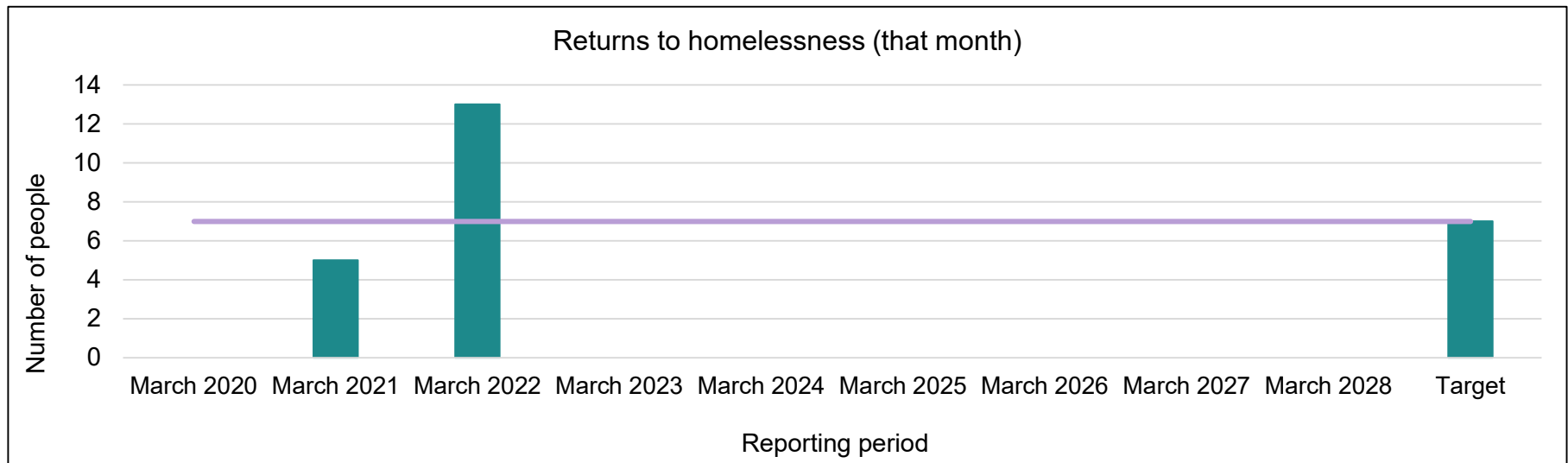


Have you changed any data as submitted in a previous CHR for Outcome #2? If yes, in the comment below please describe what was changed and why?

N/A

Outcome #3: Fewer people return to homelessness (returns to homelessness are reduced)

	March 2020	March 2021	March 2022	March 2023	March 2024	March 2025	March 2026	March 2027	March 2028	Target
Returns to homelessness (that month)		5	13	-	-	-	-	-	-	7

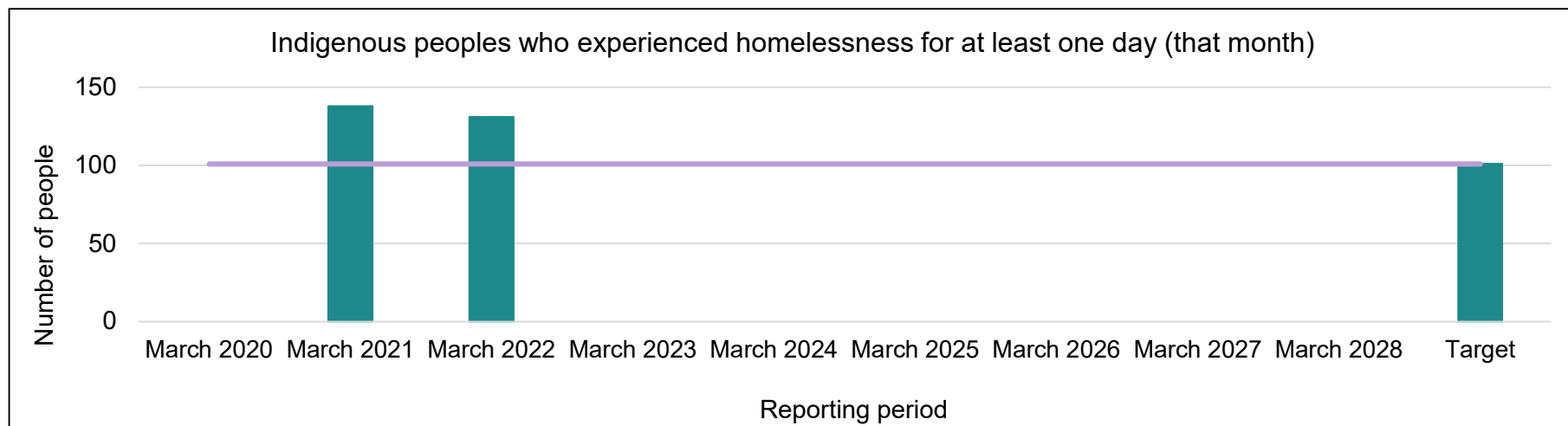


Have you changed any data as submitted in a previous CHR for Outcome #3? If yes, in the comment below please describe what was changed and why?

N/A

Outcome #4: Fewer Indigenous peoples experience homelessness (Indigenous homelessness is reduced)

	March 2020	March 2021	March 2022	March 2023	March 2024	March 2025	March 2026	March 2027	March 2028	Target
Indigenous peoples who experienced homelessness for at least one day (that month)		138	131	-	-	-	-	-	-	101

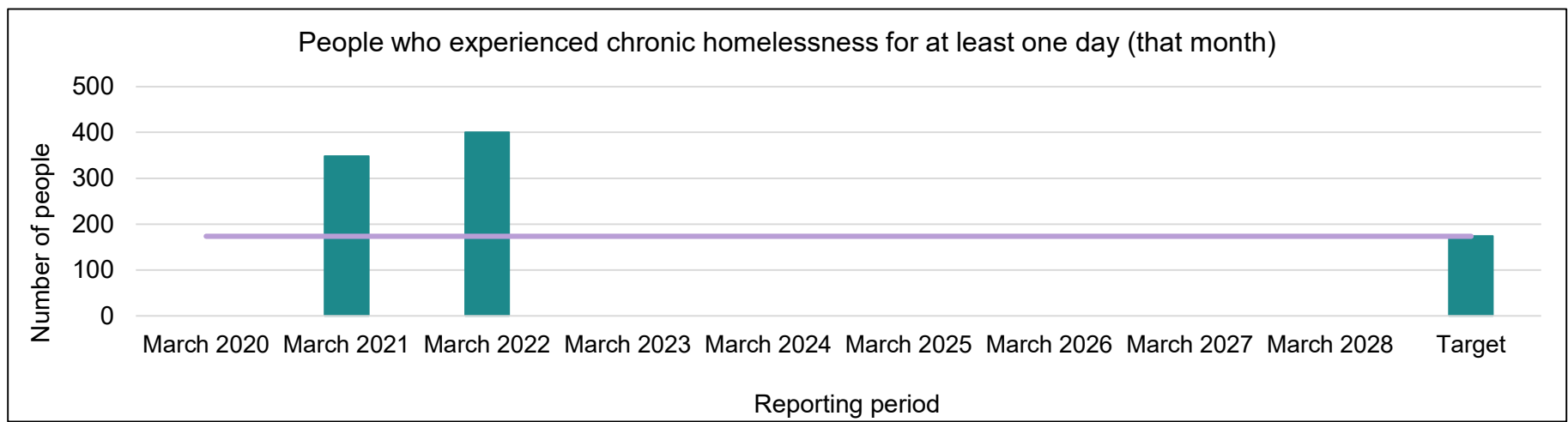


Have you changed any data as submitted in a previous CHR for Outcome #4? If yes, in the comment below please describe what was changed and why?

N/A

Outcome #5: Fewer people experience chronic homelessness (chronic homelessness is reduced)

	March 2020	March 2021	March 2022	March 2023	March 2024	March 2025	March 2026	March 2027	March 2028	Target
People who experienced chronic homelessness for at least one day (that month)		348	400	-	-	-	-	-	-	174



Have you changed any data as submitted in a previous CHR for Outcome #5? If yes, in the comment below please describe what was changed and why?

N/A