



2022 Homeless Enumeration Preliminary Report

Since 2016, the Simcoe County community has conducted a Homelessness Enumeration every two years. The information collected helps connect people to the appropriate programs and services in the community, informs policy and program development, and raises awareness about homelessness in Simcoe County.

The Simcoe County Homelessness Enumeration was conducted January 25 – 27, 2022, using a Point-in-Time Count (PiT Count) methodology. PiT reference night is Tuesday, January 25, 2022

42

Agencies participated through participation on planning groups, spreading the word, conducting surveys and/or providing agency utilization data.

722

People were counted experiencing homelessness



441 **Individuals experiencing homelessness completed surveys** sharing their demographic information and experience of homelessness.

Where people experiencing homelessness stayed on PiT Night

61% **Emergency Shelter**

35% **Provisionally Accommodated***

4% **Unsheltered and Unknown Location****

* (Someone else's place, motels/hotels (self funded), hospitals, treatment centres, jail, prison and remand centres).

** (Vehicles and public spaces such as street, park, bus shelter, forest, encampment, abandoned buildings)

Family Type

71% **Single**

19% **Single with Children/dependent(s)**

6% **Couples**

4% **Couple with Children/dependent(s)**

Communities where participants stayed

50% **Barrie**

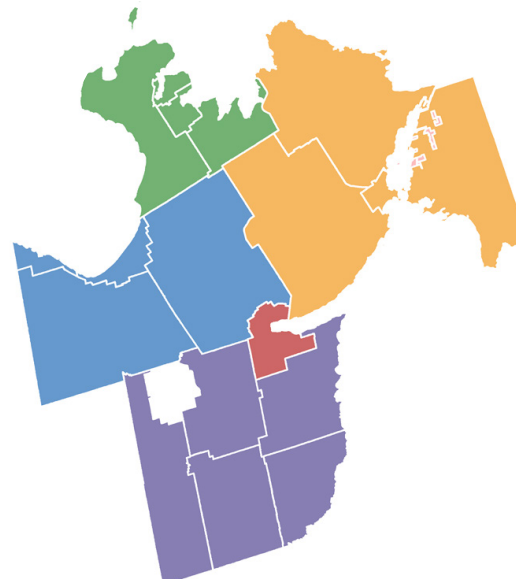
19% **North Simcoe**

16% **Orillia and Area**

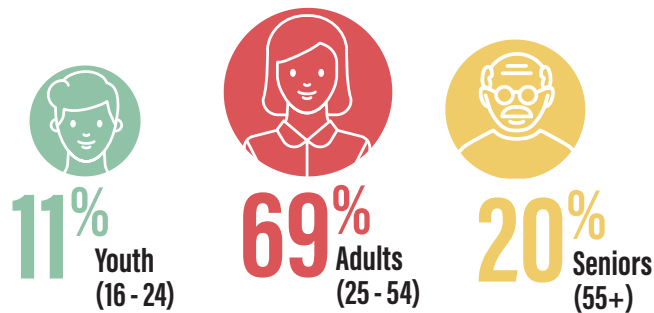
6% **South Georgian Bay**

8% **South Simcoe**

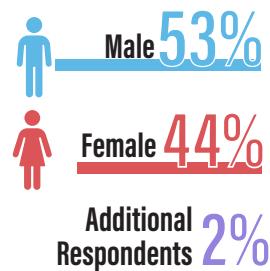
2% **Another place outside of Simcoe County / Decline**



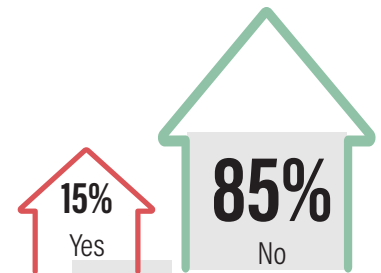
Age of Participants



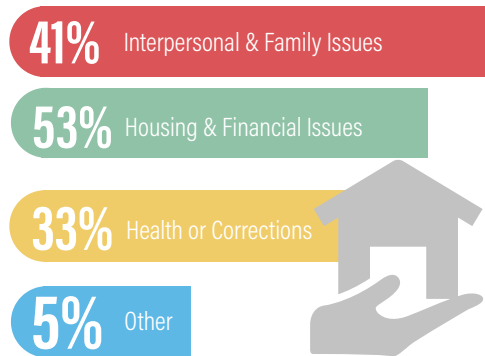
Gender Identity



Housing Loss Due to COVID-19



Reasons for most recent housing loss



70% of people experiencing homelessness were chronically homeless

The federal definition of chronic homelessness (revised since 2018) = homeless at least 6 of the last 12 months and/or at least two episodes of homelessness totaling at least 1.5 of the last 3 years.

Indigenous Status



Identified as having a Mental Health Issue

[e.g. depression, PTSD, bipolar disorder]



61% Identified as having a Substance Use Issue

[e.g. tobacco, alcohol, opiates]

Data Collection:

2022 Homeless Enumeration surveys and counts were conducted by staff and outreach workers from social service providers, health care providers, outreach workers, and corrections agencies.

Surveys / counts conducted through: Indoor Shelter Surveys and agency utilization data at participating emergency shelters, domestic

violence shelters, and transitional housing programs in Simcoe County. Street Surveys by street teams to reach people living in public/outdoor places that are not suitable for human habitation. Observational Counts of those in local public locations (i.e., libraries and recreational centres) and non-profit service providers (i.e., drop-in centres, food banks, and meal programs). (Limited due to COVID-19). Data from Agencies/

Government including those residing in institutions (i.e., hospitals, holding cells, detox clinics) who do not have a permanent address.

Data Interpretation:

722 represents the total number of persons experiencing homelessness on January 25th, 2022 using observation, survey, and agency utilization data. 441 represents the number of unique individuals who participated in

a homeless enumeration survey and provided consent for their information to be used. Please note all data in this document is survey data unless otherwise specified. Survey questions were optional and, in most cases, offered a 'don't know' and/or 'decline to answer' option. When the percentage of don't know, decline to answer and blank responses made up less than 5% they were excluded from the denominator.

Please note all data in this document is survey data unless otherwise specified. Survey questions were optional and, in most cases, offered a 'don't know' and/or 'decline to answer' option. When the percentage of don't know, decline to answer and blank responses made up less than 5% they were excluded from the denominator.

scateh.com/enumeration

simcoe.ca/enumeration