



2011 Renter Affordability in Simcoe County

This factsheet summarizes data from the Canadian Rental Housing Index provided by BC Non-Profit Housing Association (BCNPHA); the data is based on 2011 National Household Survey data. It reveals that in 2011, nearly half of the renters (47%) in Simcoe County spend more than 30 percent of their household's total monthly before tax income on rent and utilities. Furthermore, one in five the renters (21%) in Simcoe County face critical affordability issues, spending more than 50 percent of their household's total monthly income on rent and utilities. Compared to Ontario and Canada, the risk of facing a rental affordable housing crisis in Simcoe County is greater as seen in the following document.



Renter Households




31,550 out of 169,465 households are renter households in Simcoe County (**19%**). This is lower than the percentage in Ontario (**28%**) and in Canada (**30%**).



37%

Within Simcoe County, Orillia has the highest percentage of renter households (**37%**), followed by Midland (**30%**), Barrie (**25%**) and Penetanguishene (**25%**).

Overcrowded Conditions



7%

of renter households for all unit sizes in Simcoe County live in overcrowded conditions¹. This is lower than the percentage for Ontario (**13%**) and Canada (**11%**).



Average Renter Household Income

\$46,073 **\$47,921** **\$46,110**
Simcoe County Ontario Canada

The average renter household² income in Simcoe County is much lower than the average income in Ontario and Canada.



Average Housing Cost Rent + Utilities

The average monthly cost of rent and utilities³ in Simcoe County (**\$959**) is higher than the cost in Ontario (**\$926**) and Canada (**\$848**).



Average Income Spent on Rent + Utilities

The average percentage of income spent on rent and utilities is higher in Simcoe County (**25%**) than the percentage in Ontario (**23%**) and Canada (**22%**).

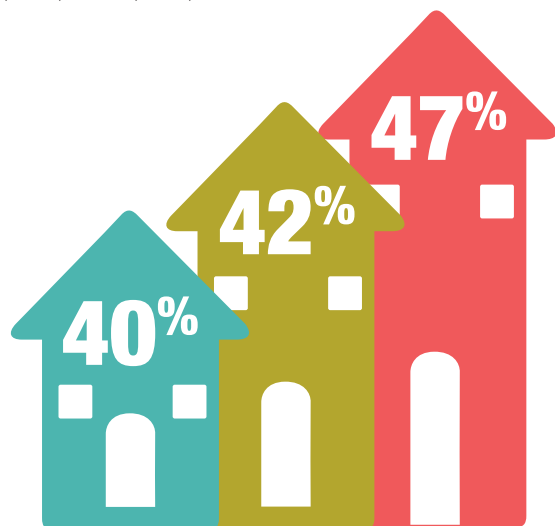


2011 Renter Affordability in Simcoe County

Housing is typically considered affordable if a household spends 30% or less of their household's total monthly income on rent plus utilities.

Percentage of Renter Households Spending More Than 30%⁴

14,905 of renter households in Simcoe County spend more than 30% of their household's total monthly income on rent and utilities. The number of the renter households in Ontario is 584,155, and 1,622,855 within Canada.



■ Canada ■ Ontario ■ Simcoe County

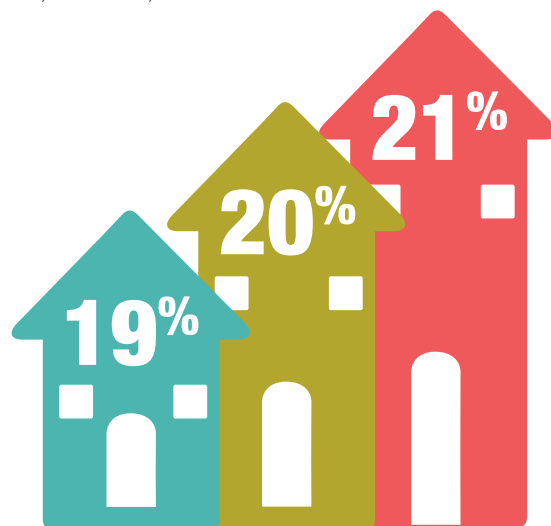
Within Simcoe County

More than half of the renter households in Collingwood, Orillia, and Barrie spend more than **30%** of their household's total monthly income on rent and utilities

Simcoe County	47%	Clearview	45%
Collingwood	54%	Springwater	44%
Orillia	52%	Midland	43%
Barrie	51%	New Tecumseth	40%
Penetanguishene	48%	Innisfil	39%
Bradford West Gwillimbury	47%	Essa	22%
Wasaga Beach	46%		

Percentage of Renter Households Spending More Than 50%⁴

6,745 of renter households in Simcoe County spend more than 50% of their household's total monthly income on rent and utilities. The number of the renter households in Ontario is 273,940, and 773,725 within Canada.



■ Canada ■ Ontario ■ Simcoe County

Within Simcoe County

Approximately one-in-four renter households in Orillia, Collingwood, Barrie, Penetanguishene, and Wasaga Beach spend more than **50%** of their household's total monthly income on rent and utilities

Simcoe County	21%	Innisfil	21%
Orillia	26%	Bradford West Gwillimbury	20%
Collingwood	24%	Clearview	17%
Barrie	23%	Springwater	17%
Penetanguishene	23%	New Tecumseth	11%
Wasaga Beach	23%	Essa	11%
Midland	21%		

¹ Overcrowding is defined as condition that households are living in dwellings which are too small for their household size and composition, based on CMHC's National Occupancy Standard.

² Households is defined as a person or group of people who live in the same rented dwelling.

³ Utilities include heat, hot water, and electricity.

⁴ Rental Housing Index provides data for all communities in Canada that have more than 4,000 people, more than 500 rental households, and a Global Non-response rate of less than 50%. Therefore, individual information for Adjala-Tosorontio, Oro-Medonte, Ramara, Severn, Tay, and Tiny are not available. However, these suppressed numbers are still expressed in the total for Simcoe County, Ontario, and Canada.