




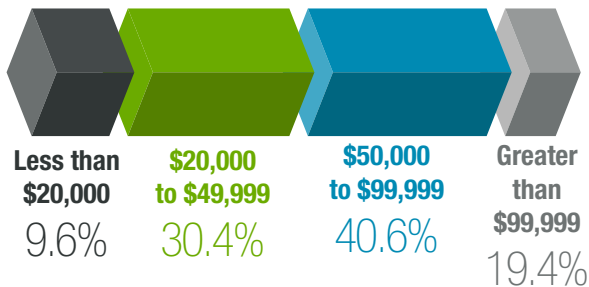
# 2011 NHS Bulletin

## Income, Earnings & Housing

This bulletin summarizes data collected from the 2011 National Household Survey (NHS) for information regarding income, earnings, and housing in Simcoe County. The NHS reflects a diverse community within this region, comprised of different skills, cultural influences, and participation rates. In 2010, the median after-tax income for a one person household in Simcoe County was \$29,742 and for households with two or more persons it was \$69,732. Additionally, 11.3% of Simcoe County residents were living in low income, and the largest portion of households (40.6%) fell between the after-tax income level of \$50,000 and \$99,999.




### After-Tax Household Income Levels



**81.1%**  
of Simcoe County's households were occupied by the owner

### Dwellings By Year of Construction



### After-Tax Household Income



**27.0%**  
of households spent 30% or more of income on shelter

## Summary of Facts

In 2011, out of 169,465 private households, 81.1% were owned, and 18.8% were rented. Of dwellings in Simcoe County, 36.6% were built between 1981 and 2000, 24.0% between 1961 and 1980, 20.9% between 2001 and 2011, and 18.5% before 1960. Of the 169,465 private households in Simcoe County, 5.7% needed major repairs, while the remaining 94.3% needed minor repairs or regular maintenance.

In terms of household income in Simcoe County, 40.6% of households made \$50,000 to \$99,999, 30.4% made \$20,000 to \$49,999, 19.4% made over \$99,999, and 9.6% made less than \$20,000. The median after-tax household income for one person households in Simcoe County was \$29,742, and for two or more persons it was \$69,732.

The percent of people living in low income in Simcoe County based on the Low-Income Measure After-Tax (LIM-AT) was 11.3%, which equals approximately 49,235 people. This was lower than the percent of people living in low income for both Ontario and Canada. The percent of households spending 30% or more of household income on shelter in Simcoe County was 27.0%.

Housing Tenure in Simcoe County		
Tenure	# of Households	% of Households
Owner	137,490	81.1%
Renter	31,840	18.8%
<b>Total</b>	<b>169,465</b>	<b>100.0%</b>

Dwellings by Year of Construction		
Time Period	# of Dwellings	% of Dwellings
1960 or before	31,425	18.5%
1961 to 1980	40,635	24.0%
1981 to 2000	62,060	36.6%
2001 to 2011	35,350	20.9%
<b>Total</b>	<b>169,465</b>	<b>100.0%</b>

Households Spending 30% or More on Shelter			
Area	# of Households	# Spending 30% or More	% of Households
Simcoe	166,945	45,070	27.0%
Ontario	4,823,720	1,303,190	27.0%
Canada	13,049,255	3,285,980	25.2%

After-Tax Household Income			
	Area	Average (\$)	Median (\$)
1 Person	Simcoe	35,146	29,742
	Ontario	36,534	30,363
2 or More Persons	Simcoe	77,754	69,732
	Ontario	83,261	71,178

Dwellings by Repair Status		
Status	# of Dwellings	% of Dwellings
Regular maintenance and minor repairs	159,790	94.3%
Major repairs	9,675	5.7%
<b>Total</b>	<b>169,465</b>	<b>100.0%</b>

After-Tax Household Income Levels		
Income Level	Households	% of Households
Less than \$20,000	16,255	9.6%
\$20,000 - \$49,999	51,520	30.4%
\$50,000 - \$99,999	68,770	40.6%
> \$99,999	32,910	19.4%
<b>Total</b>	<b>169,465</b>	<b>100.0%</b>

Population Living in Low Income		
Area	Total	% of Population
Simcoe County	49,235	11.3%
Ontario	1,745,900	13.9%
Canada	4,812,120	14.9%

\* Measures of low income in this bulletin use the Low-Income Measure After-Tax (LIM-AT). Statistics Canada uses the LIM-AT to identify households that have an income lower than 50% of the national median adjusted income after tax. This is a low income measure and not a poverty rate or measure.

- Figures may not add up due to rounding.
- Data represented in this bulletin was derived from the 2011 National Household Survey (NHS) which replaced the previous long-form census. Unlike the long-form census, the NHS is a voluntary survey. This difference in methodology may affect the comparability between the NHS and long-form Census data and across census years.